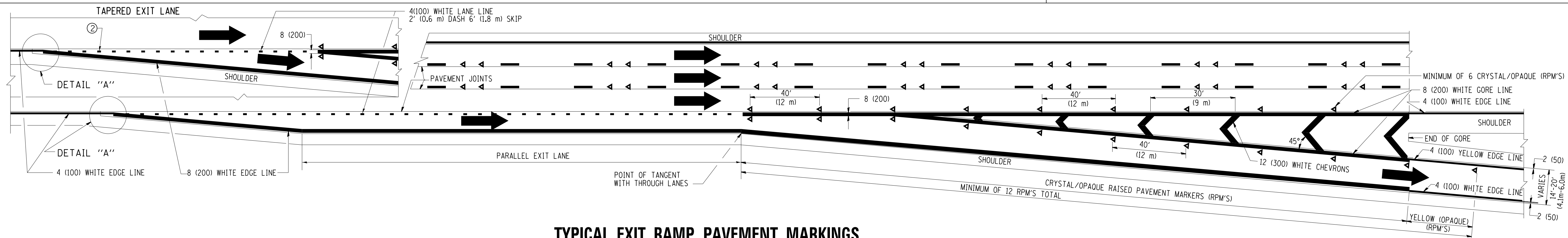


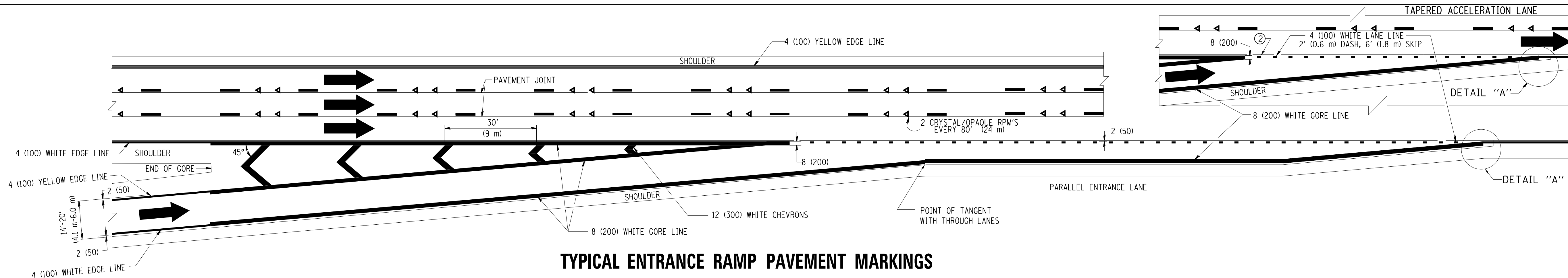
TYPICAL EDGE LINES & LANE LINES

PAVEMENT MARKING MATERIALS

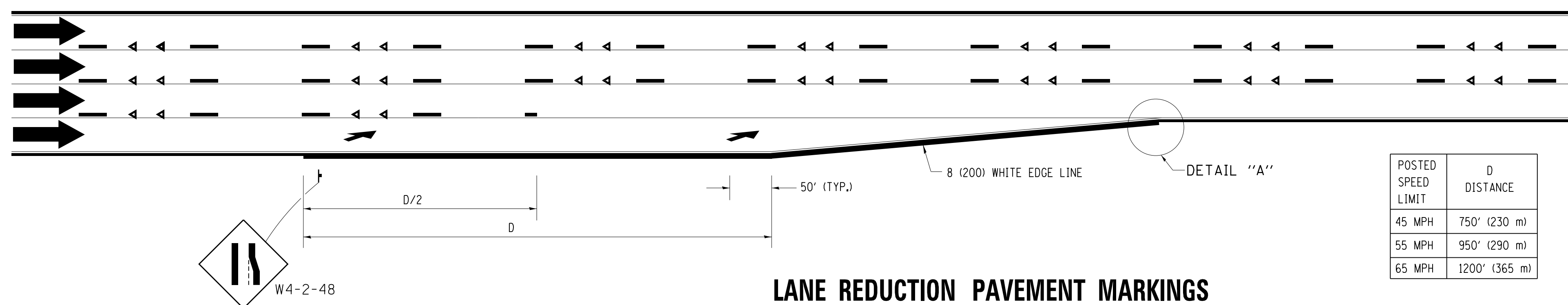
1. THERMO PLASTIC PAVEMENT MARKING LINE SHALL BE USED FOR THE EDGE LINES, GORE LINES, AND DIAGONAL LINES ON BITUMINOUS PAVEMENT ONLY.
2. PREFORMED PLASTIC TYPE B PAVEMENT MARKING LINE; INLAIN OR GROOVED IN SHALL BE USED FOR ALL LANE LINES ON HMA PAVEMENT PROJECTS.
3. POLYUREA PAVEMENT MARKING SHALL BE USED FOR ALL MARKINGS ON PCC PROJECTS.



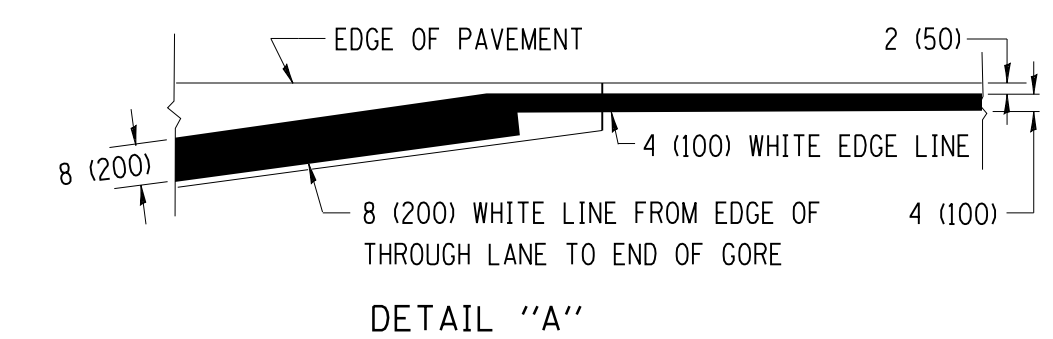
TYPICAL EXIT RAMP PAVEMENT MARKINGS



TYPICAL ENTRANCE RAMP PAVEMENT MARKINGS



LANE REDUCTION PAVEMENT MARKINGS



NOTES:

- ① THE DIAGONAL LINES SHALL BE SPACED AT 40' (12 m) C-C ACROSS ALL STRUCTURES WHICH ARE 500' (150 m) OR LESS IN LENGTH. THE DIAGONAL LINES ARE NOT REQUIRED ON SHOULDERS WHICH ARE 6' (1.8 m) OR LESS IN WIDTH.
- ② 4" (2' DASH, 6' SKIP) MARKING ON TAPERED ENTRANCE AND EXIT RAMP SHALL BE OMITTED ON TANGENT SECTIONS.

POSTED SPEED LIMIT	D DISTANCE
45 MPH	750' (230 m)
55 MPH	950' (290 m)
65 MPH	1200' (365 m)

FILE NAME =
 USER NAME = Gorenhautob
 DRAWN -
 CHECKED -
 DATE - 01-90
 PLOT SCALE = 50.0000 "/ in.
 PLOT DATE = 2/3/2014

DESIGNED - D.W.S.
 REVISED - J.A.F. 02-06
 REVISED - S.P.B. 01-07
 REVISED - S.P.B. 01-10
 REVISED - M.D. 05-13

**STATE OF ILLINOIS
 DEPARTMENT OF TRANSPORTATION**

**MULTI-LANE FREEWAY
 PAVEMENT MARKING DETAILS**

SCALE: NONE SHEET NO. 1 OF 2 SHEETS STA. TO STA.

F.A.I. RTE.	SECTION	COUNTY	TOTAL SHEETS	SHEET NO.
55	(99-1TWS-2)PP	WILL	16	12
TC-12		CONTRACT NO. 60X53		
FED. ROAD DIST. NO. 1 ILLINOIS FED. AID PROJECT				