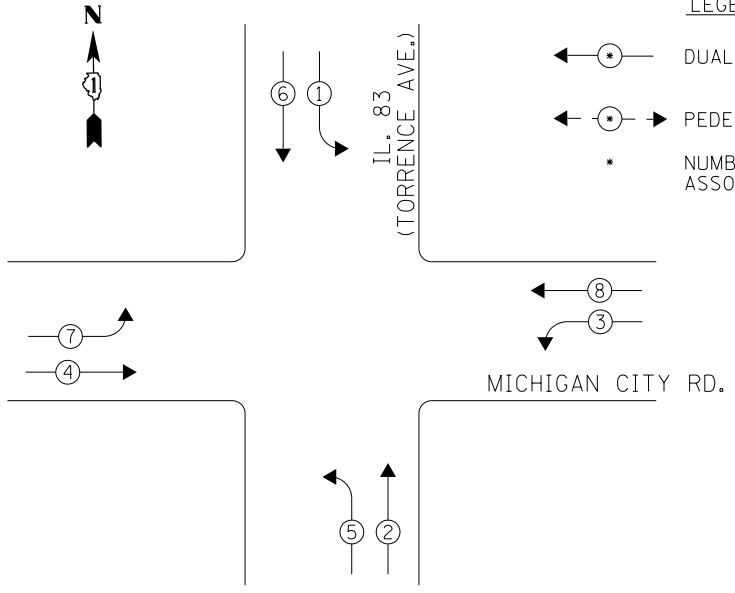
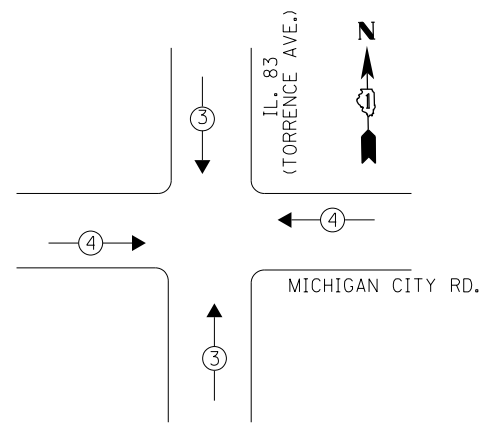


**CONTROLLER SEQUENCE**



**LEGEND**  
 ← ⊙ → DUAL ENTRY PHASE  
 ← ⊙ → PEDESTRIAN PHASE  
 \* NUMBER REFERS TO ASSOCIATED PHASE

**PHASE DESIGNATION DIAGRAM**



**EMERGENCY VEHICLE PREEMPTION SEQUENCE**

EMERGENCY VEHICLE PREEMPTORS		
EMERGENCY VEHICLE PREEMPTOR	3	4
MOVEMENT	↓ ↑	← →

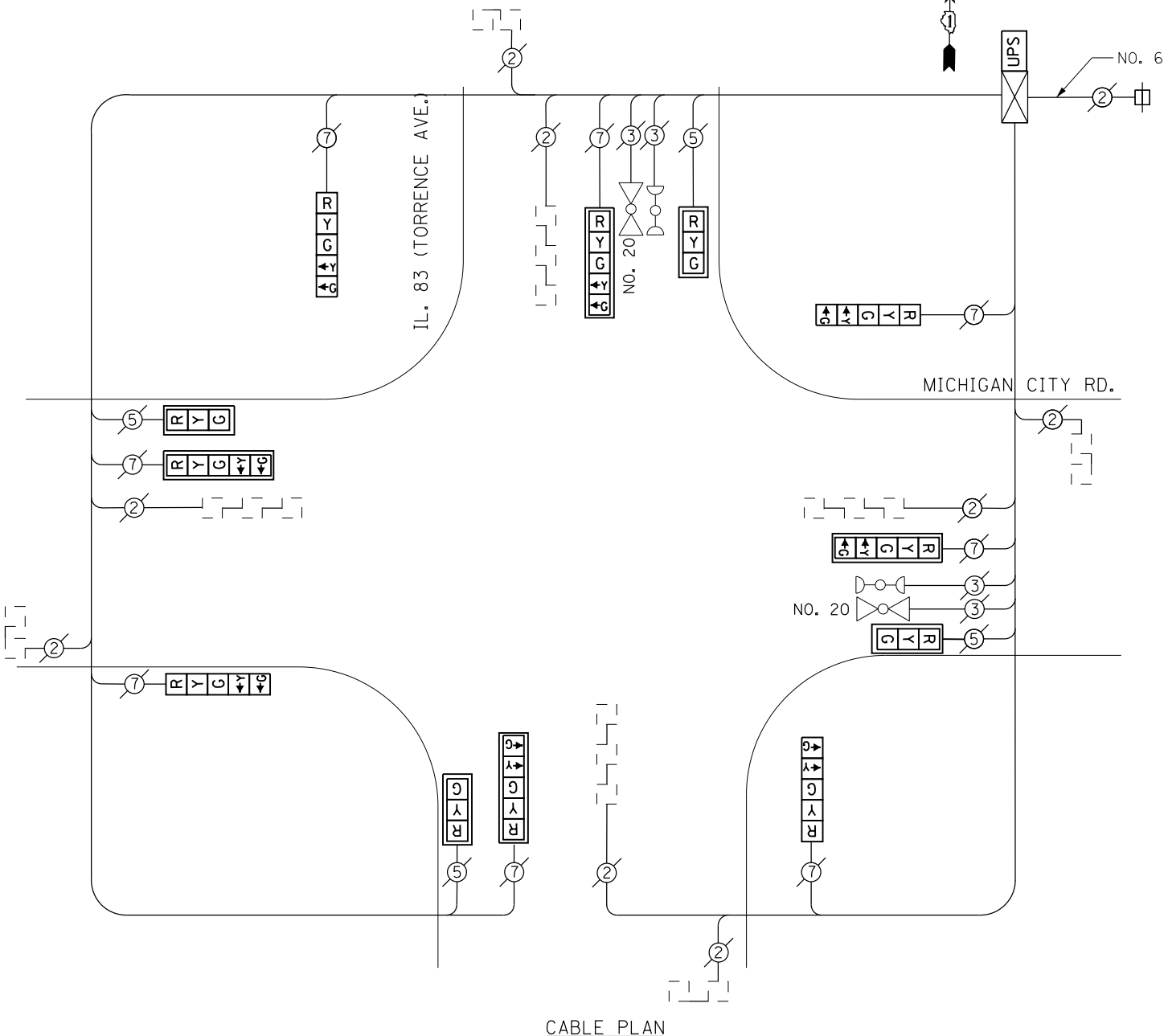
RETROFIT ALL EXISTING SIGNAL HEADS TO L.E.D.

CONTRACTOR SHALL REPLACE BROKEN MOUNTING BRACKETS AT ALL RETROFIT SIGNAL HEADS OR AS DIRECTED BY THE ENGINEER. THE COST OF THIS WORK SHALL BE INCLUDED IN THE CORRESPONDING SIGNAL HEAD, LED, RETROFIT PAY ITEM OF THE TYPE AND NUMBER OF SIGNAL HEADS, FACES, AND SECTIONS AS SPECIFIED IN THE PLANS.

THE TRAFFIC SIGNAL CONTROL EQUIPMENT FOR THIS PROJECT SHALL BE "ECONOLITE" TO MATCH THE EXISTING ADJACENT SYSTEM.

**SCHEDULE OF QUANTITIES**

Items	Unit	Quantity
MAINTENANCE OF EXISTING TRAFFIC SIGNAL INSTALLATION	EACH	1
MODIFY EXISTING CONTROLLER CABINET	EACH	1
UNINTERRUPTABLE POWER SUPPLY, SPECIAL	EACH	1
SIGNAL HEAD, LED, 1-FACE, 3-SECTION, MAST ARM MOUNTED, RETROFIT	EACH	4
SIGNAL HEAD, LED, 1-FACE, 5-SECTION, MAST ARM MOUNTED, RETROFIT	EACH	4
SIGNAL HEAD, LED, 1-FACE, 5-SECTION, BRACKET MOUNTED, RETROFIT	EACH	4



CABLE PLAN

**I. D. O. T. TRAFFIC SIGNAL INSTALLATION ELECTRICAL SERVICE REQUIREMENTS**

TYPE	NO. LAMPS	WATTAGE INCAND.	LED	%OPERATION	TOTAL WATTAGE
SIGNAL (RED)	12		17	0.50	136.0
(YELLOW)	12		25	0.25	100.0
(GREEN)	12		15	0.25	60.0
ARROW	16		12	0.10	19.2
CONTROLLER	1	100		1.00	100.0
BATTERY BACKUP	1	25		1.00	25.0
<b>TOTAL =</b>					<b>440.2</b>

**ENERGY COSTS- BILLED TO: IDOT DISTRICT 1**  
 201 WEST CENTER COURT  
 SCHAUMBURG, IL 60196-1096

**ENERGY SUPPLY- CONTACT BRAD SHINABARGAR**  
 PHONE 708-325-2692  
 COMMONWEALTH EDISON

FILE NAME = D:\60X64-sht-TS3480.dgn	USER NAME = SE3	DESIGNED -	REVISED -
Default	PLOT SCALE = 48.0000' / in.	DRAWN -	REVISED -
	PLOT DATE = 2/3/2014	CHECKED -	REVISED -
		DATE -	REVISED -

**STATE OF ILLINOIS DEPARTMENT OF TRANSPORTATION**

**IL. 83 (TORRENCE AVENUE)/MICHIGAN CITY ROAD, CABLE PLAN, SCHEDULE OF QUANTITIES, PHASE DESIG. DIAGRAM & EVP SEQUENCE**

SCALE: SHEET OF SHEETS STA. TO STA.

F.A. RTE.	SECTION	COUNTY	TOTAL SHEETS	SHEET NO.
	2013-075TS	COOK	78	19
CONTRACT NO. 60X64				
ILLINOIS FED. AID PROJECT				

TS 3480 CALUMET CITY