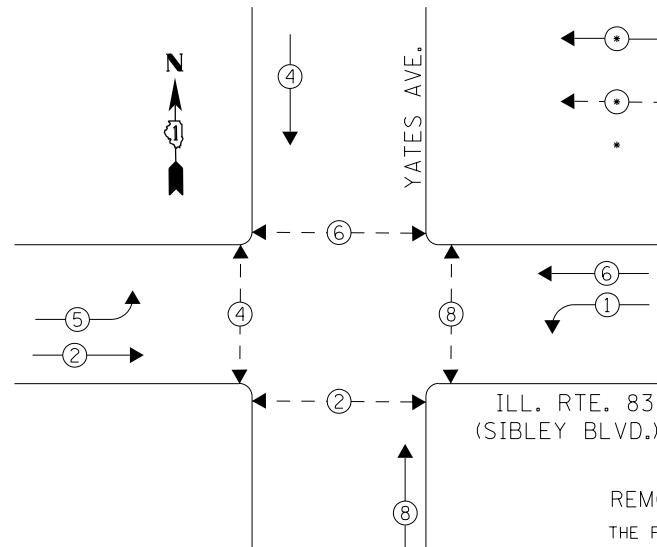


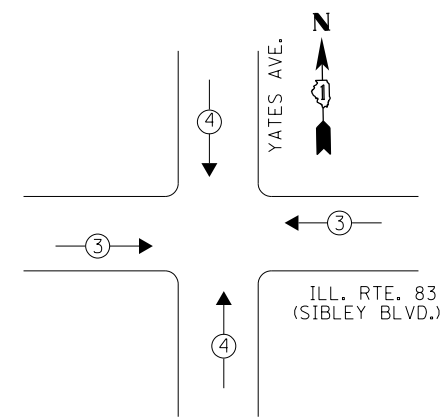
CONTROLLER SEQUENCE



LEGEND

- ← ⊙ → DUAL ENTRY PHASE
- ← ⊙ → PEDESTRIAN PHASE
- NUMBER REFERS TO ASSOCIATED PHASE

PHASE DESIGNATION DIAGRAM



REMOVAL OF EXISTING TRAFFIC SIGNAL EQUIPMENT
 THE FOLLOWING ITEMS SHALL BE REMOVED BY THE CONTRACTOR AND SHALL BE DISPOSED OF BY THEM OUTSIDE THE RIGHT-OF-WAY AT THEIR EXPENSE. THE SALVAGE VALUE OF THE REMOVED EQUIPMENT SHALL BE REFLECTED IN THE CONTRACT BID PRICE.

- 8 EACH PEDESTRIAN SIGNAL HEAD, 1-FACE
- 8 EACH PEDESTRIAN PUSH-BUTTON

THE TRAFFIC SIGNAL CONTROL EQUIPMENT FOR THIS PROJECT SHALL BE "ECONOLITE" TO MATCH THE EXISTING ADJACENT SYSTEM.

EMERGENCY VEHICLE PREEMPTION SEQUENCE

EMERGENCY VEHICLE PREEMPTORS		
EMERGENCY VEHICLE PREEMPTOR	3	4
MOVEMENT	← →	↑ ↓

I. D. O. T. TRAFFIC SIGNAL INSTALLATION ELECTRICAL SERVICE REQUIREMENTS

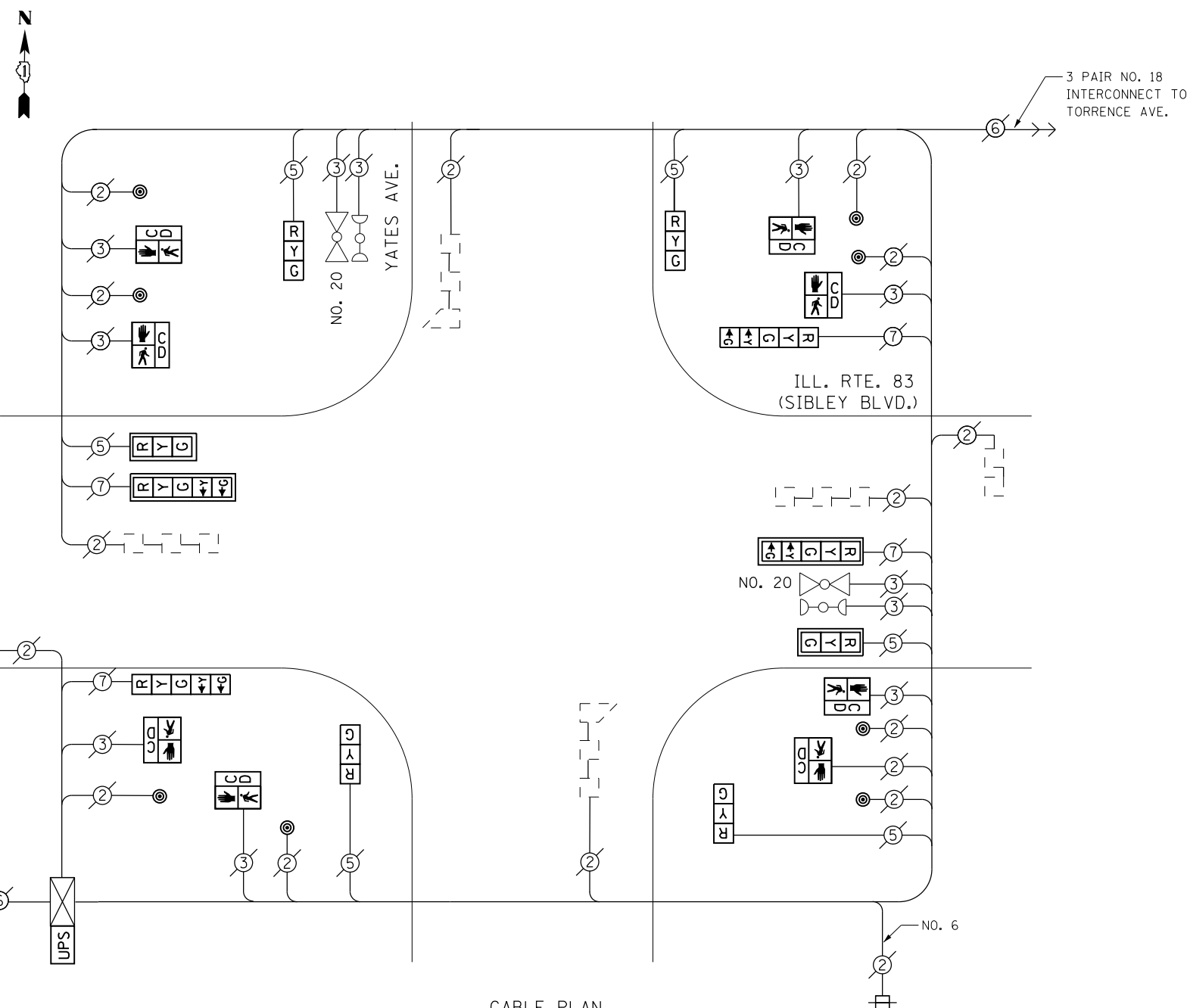
TYPE	NO. LAMPS	WATTAGE INCAND. LED	%OPERATION	TOTAL WATTAGE
SIGNAL (RED)	10	17	0.50	85.0
(YELLOW)	10	25	0.25	62.5
(GREEN)	10	15	0.25	37.5
ARROW	8	12	0.10	9.6
PED. SIGNAL	8	25	1.00	200.0
CONTROLLER	1	100	1.00	100.0
BATTERY BACKUP	1	25	1.00	25.0
TOTAL =				519.6

ENERGY COSTS- BILLED TO: IDOT DISTRICT 1
 201 WEST CENTER COURT
 SCHAUMBURG, IL 60196-1096

ENERGY SUPPLY- CONTACT BRAD SHINABARGAR
 PHONE 708-325-2692
 COMMONWEALTH EDISON

SCHEDULE OF QUANTITIES

Items	Unit	Quantity
MAINTENANCE OF EXISTING TRAFFIC SIGNAL INSTALLATION	EACH	1
PEDESTRIAN SIGNAL HEAD, LED, 1-FACE, BRACKET MOUNTED WITH COUNTDOWN TIMER	EACH	8
PEDESTRIAN PUSH-BUTTON	EACH	8
MODIFY EXISTING CONTROLLER CABINET	EACH	1
REMOVE EXISTING TRAFFIC SIGNAL EQUIPMENT	EACH	1
UNINTERRUPTABLE POWER SUPPLY, SPECIAL	EACH	1
SIGNAL HEAD, LED, 1-FACE, 3-SECTION, BRACKET MOUNTED, RETROFIT	EACH	4
SIGNAL HEAD, LED, 1-FACE, 3-SECTION, MAST ARM MOUNTED, RETROFIT	EACH	2
SIGNAL HEAD, LED, 1-FACE, 5-SECTION, MAST ARM MOUNTED, RETROFIT	EACH	2
SIGNAL HEAD, LED, 1-FACE, 5-SECTION, BRACKET MOUNTED, RETROFIT	EACH	2



CABLE PLAN

RETROFIT ALL EXISTING SIGNAL HEADS TO L.E.D.

CONTRACTOR SHALL REPLACE BROKEN MOUNTING BRACKETS AT ALL RETROFIT SIGNAL HEADS OR AS DIRECTED BY THE ENGINEER. THE COST OF THIS WORK SHALL BE INCLUDED IN THE CORRESPONDING SIGNAL HEAD, LED, RETROFIT PAY ITEM OF THE TYPE AND NUMBER OF SIGNAL HEADS, FACES, AND SECTIONS AS SPECIFIED IN THE PLANS.

FILE NAME = D160X64-sh1-T54490.dgn	USER NAME = SE3	DESIGNED -	REVISED -
Default	PLOT SCALE = 40.0000' / in.	DRAWN -	REVISED -
	PLOT DATE = 2/3/2014	CHECKED -	REVISED -
		DATE -	REVISED -

STATE OF ILLINOIS DEPARTMENT OF TRANSPORTATION

ILL. RTE. 83 (SIBLEY BLVD.)/YATES AVE. - CABLE PLAN, SCHEDULE OF QUANTITIES, PHASE DESIG. DIAGRAM & EVP SEQUENCE

F.A. RTE.	SECTION	COUNTY	TOTAL SHEETS	SHEET NO.
	2013-075TS	COOK	78	31
CONTRACT NO. 60X64				
ILLINOIS FED. AID PROJECT				

TS 4490 CALUMET CITY