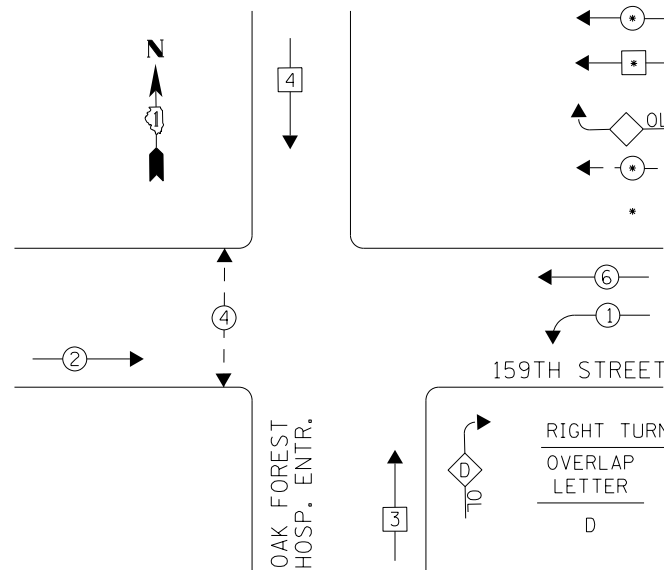


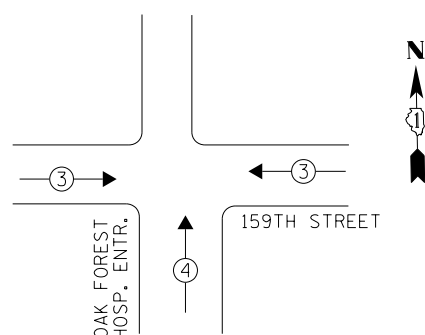
EXISTING CONTROLLER SEQUENCE

LEGEND

- ← ⊙ → DUAL ENTRY PHASE
- ← □ → SINGLE ENTRY PHASE
- ◊ OL OVERLAP
- ← ⊙ → PEDESTRIAN PHASE
- NUMBER REFERS TO ASSOCIATED PHASE



PHASE DESIGNATION DIAGRAM



EXISTING EMERGENCY VEHICLE PREEMPTION SEQUENCE

EMERGENCY VEHICLE PREEMPTORS		
EMERGENCY VEHICLE PREEMPTOR	3	4
MOVEMENT	← →	↑

RIGHT TURN OVERLAP PHASE DESIGNATION		
OVERLAP LETTER	PERMISSIVE PHASE	PROTECTED PHASE
D	3	1

THE TRAFFIC SIGNAL CONTROL EQUIPMENT FOR THIS PROJECT SHALL BE "ECONOLITE" TO MATCH THE EXISTING ADJACENT SYSTEM.

REMOVAL OF EXISTING TRAFFIC SIGNAL EQUIPMENT

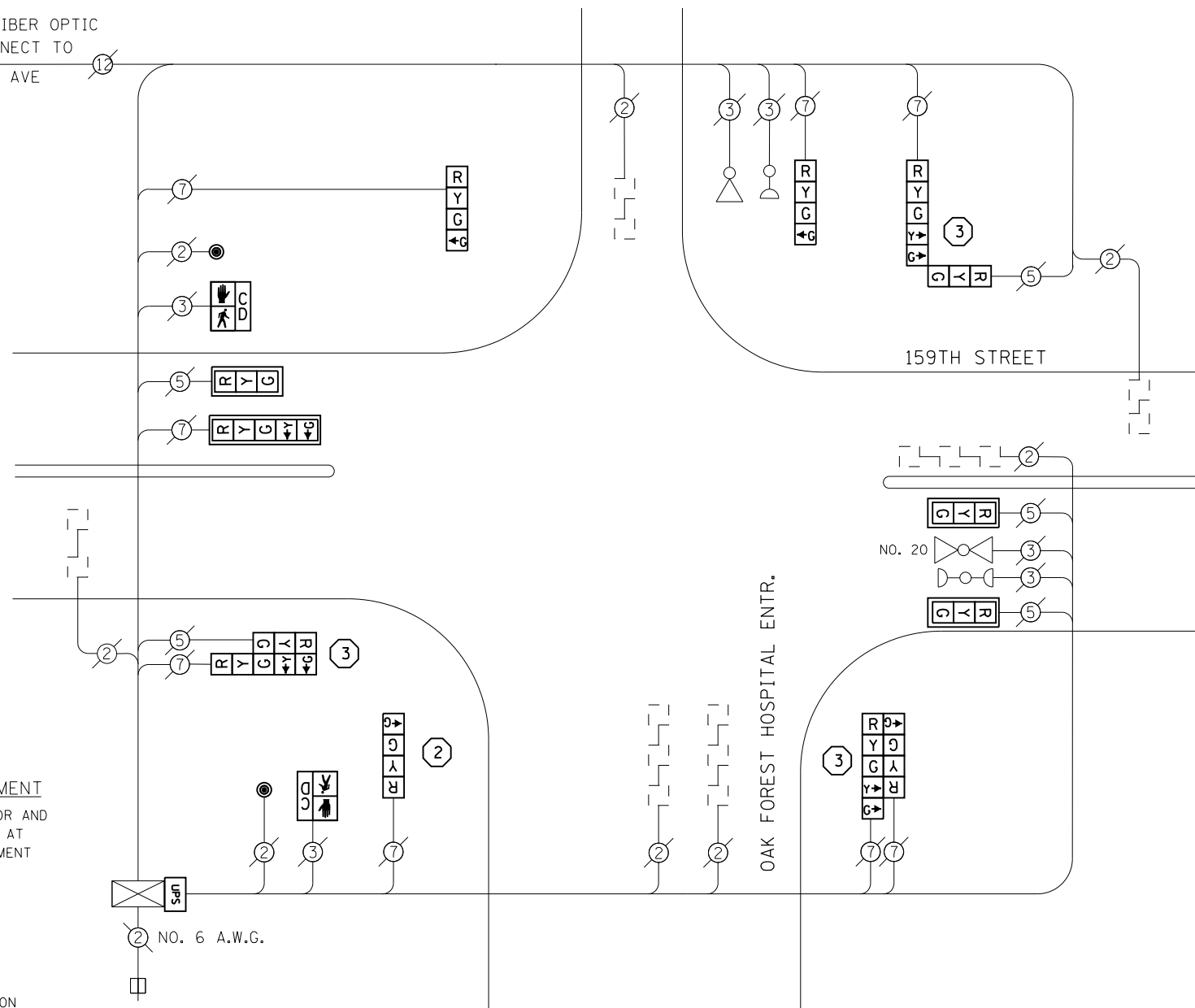
THE FOLLOWING ITEMS SHALL BE REMOVED BY THE CONTRACTOR AND SHALL BE DISPOSED OF BY THEM OUTSIDE THE RIGHT-OF-WAY AT THEIR EXPENSE. THE SALVAGE VALUE OF THE REMOVED EQUIPMENT SHALL BE REFLECTED IN THE CONTRACT BID PRICE.

- 2 EACH PEDESTRIAN SIGNAL HEAD
- 2 EACH PEDESTRIAN PUSH-BUTTON
- 3 EACH SIGNAL HEAD, 1-FACE, 3-SECTION
- 3 EACH SIGNAL HEAD, 1-FACE, 4-SECTION
- 1 EACH SIGNAL HEAD, 1-FACE, 5-SECTION
- 2 EACH SIGNAL HEAD, 2-FACE, 1-3 SECTION, 1-5 SECTION
- 1 EACH SIGNAL HEAD, 2-FACE, 1-4 SECTION, 1-5 SECTION

SCHEDULE OF QUANTITIES

Items	Unit	Quantity
MAINTENANCE OF EXISTING TRAFFIC SIGNAL INSTALLATION	EACH	1
TRAFFIC SIGNAL POST, GALVANIZED STEEL 15 FT.	EACH	1
TRAFFIC SIGNAL POST, GALVANIZED STEEL 16 FT.	EACH	3
SIGNAL HEAD, LED, 1-FACE, 3-SECTION, MAST-ARM MOUNTED	EACH	3
SIGNAL HEAD, LED, 1-FACE, 4-SECTION, BRACKET MOUNTED	EACH	3
SIGNAL HEAD, LED, 1-FACE, 5-SECTION, MAST-ARM MOUNTED	EACH	1
SIGNAL HEAD, LED, 2-FACE, 1-3 SECTION, 1-5 SECTION, BRACKET MOUNTED	EACH	2
PEDESTRIAN SIGNAL HEAD, LED, 1-FACE, BRACKET MOUNTED WITH COUNTDOWN TIMER	EACH	2
TRAFFIC SIGNAL BACKPLATE, LOUVERED, ALUMINUM	EACH	4
PEDESTRIAN PUSH-BUTTON	EACH	2
MODIFY EXISTING CONTROLLER CABINET	EACH	1
REMOVE EXISTING TRAFFIC SIGNAL EQUIPMENT	EACH	1
UNINTERRUPTIBLE POWER SUPPLY, SPECIAL	EACH	1
SIGNAL HEAD, LED, 2-FACE, 1-4 SECTION, 1-5 SECTION, BRACKET MOUNTED	EACH	1

62.5/12.5 FIBER OPTIC INTERCONNECT TO CICERO AVE



CABLE PLAN

NOTES

- 1) ALL COSTS RELATED TO ATTACHING THE POSTS TO THE EXISTING FOUNDATION SHALL BE INCLUDED IN THE UNIT COST OF TRAFFIC SIGNAL POST OF THE SIZE SPECIFIED
- 2) PRIOR TO REMOVING ANY TRAFFIC SIGNAL POST SPECIFIED TO BE REPLACED IN THE SAME LOCATION THE CONTRACTOR SHALL VERIFY THAT THE PATTERN, SPACING, AND CONDITION OF THE EXISTING BOLTS ARE SUITABLE FOR RE-USE WITH A NEW POST. IF THE BOLTS ARE NOT USABLE, REPLACE AS DIRECTED BY THE ENGINEER.
- 3) THE CONTRACTOR SHALL RELOCATE EXISTING SIGN PANELS FROM POSTS THAT ARE INDICATED FOR REPLACEMENT TO THE NEW POSTS AS SHOWN ON THE PLANS OR AS DIRECTED BY THE ENGINEER. THE COST OF REMOVAL, RELOCATION AND ANY NEW MOUNTING HARDWARE NECESSARY TO COMPLETE THIS WORK SHALL BE INCLUDED IN THE UNIT COST OF TRAFFIC SIGNAL POST OF THE SIZE SPECIFIED.

CONSTRUCTION NOTES

- 2) THE CONTRACTOR SHALL REPLACE THE EXISTING TRAFFIC SIGNAL POST WITH THE PROPOSED TRAFFIC SIGNAL POST, 15 FT. AND ATTACH THE PROPOSED POST TO THE EXISTING FOUNDATION.
- 3) THE CONTRACTOR SHALL REPLACE THE EXISTING TRAFFIC SIGNAL POST WITH THE PROPOSED TRAFFIC SIGNAL POST, 16 FT. AND ATTACH THE PROPOSED POST TO THE EXISTING FOUNDATION.

I. D. O. T. TRAFFIC SIGNAL INSTALLATION ELECTRICAL SERVICE REQUIREMENTS

TYPE	NO. LAMPS	WATTAGE INCAND.	WATTAGE LED	%OPERATION	TOTAL WATTAGE
SIGNAL (RED)	13	-	17	0.50	110.5
(YELLOW)	13	-	25	0.25	81.25
(GREEN)	13	-	15	0.25	48.75
ARROW	12	-	12	0.25	14.4
PED. SIGNAL	4	-	25	1.00	50.0
CONTROLLER	1	100	-	1.00	100.0
ILLUM. SIGN	-	-	25	0.05	-
VIDEO SYSTEM	-	150	-	1.00	-
BATTERY BACKUP	1	25	-	1.00	25.0
LUMINAIRE	-	250	-	0.50	-
FLASHER	-	-	25	0.50	-
<b>TOTAL =</b>					<b>429.9</b>

ENERGY COSTS- **BILLED TO: IDOT DISTRICT 1**  
201 WEST CENTER COURT  
SCHAUMBURG, IL 60196-1096

ENERGY SUPPLY- **CONTACT BRAD SHINABARGAR**  
PHONE 708-325-2692  
COMMONWEALTH EDISON

TS 9950  
OAK FOREST