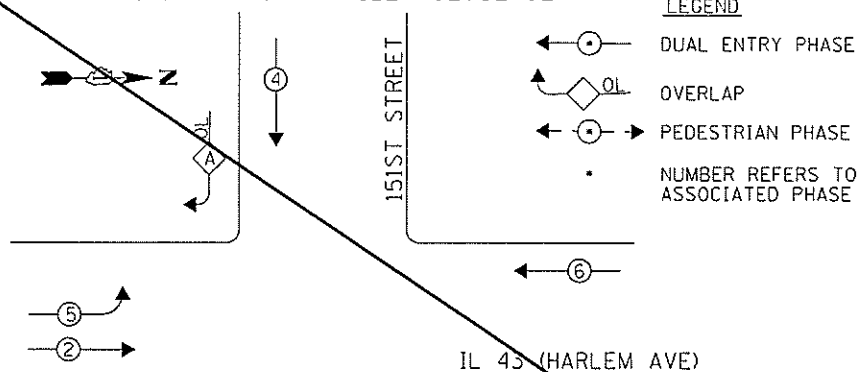


EXISTING CONTROLLER SEQUENCE



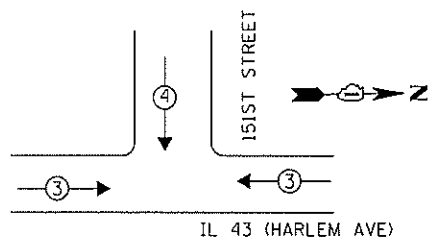
LEGEND

- DUAL ENTRY PHASE
- OVERLAP
- PEDESTRIAN PHASE
- NUMBER REFERS TO ASSOCIATED PHASE

RIGHT TURN OVERLAP PHASE DESIGNATION

OVERLAP LETTER	PERMISSIVE PHASE	PROTECTED PHASE
A	= 2	+ 3

PHASE DESIGNATION DIAGRAM



REMOVAL OF EXISTING TRAFFIC SIGNAL EQUIPMENT

THE FOLLOWING ITEMS SHALL BE REMOVED BY THE CONTRACTOR AND SHALL BE DISPOSED OF BY THEM OUTSIDE THE RIGHT-OF-WAY AT THEIR EXPENSE. THE SALVAGE VALUE OF THE REMOVED EQUIPMENT SHALL BE REFLECTED IN THE CONTRACT BID PRICE.

3 EACH TRAFFIC SIGNAL POST

THE TRAFFIC SIGNAL CONTROL EQUIPMENT FOR THIS PROJECT SHALL BE "EAGLE" TO MATCH THE EXISTING ADJACENT SYSTEM.

RED LIGHT RUNNING CAMERA EQUIPMENT INSTALLED AT THIS LOCATION. EQUIPMENT ROUTING AND CABLES ARE UNKNOWN.

EXISTING EMERGENCY VEHICLE PREEMPTION SEQUENCE

EMERGENCY VEHICLE PREEMPTORS		
EMERGENCY VEHICLE PREEMPTOR	3	4
MOVEMENT	←→	↓

I. D. O. T. TRAFFIC SIGNAL INSTALLATION ELECTRICAL SERVICE REQUIREMENTS

TYPE	NO. LAMPS	WATTAGE INCAND.	LED	%OPERATION	TOTAL WATTAGE
SIGNAL (RED)	12	-	17	0.50	102.0
(YELLOW)	6	-	25	0.25	37.5
(GREEN)	6	-	15	0.25	22.5
ARROW	12	-	12	0.10	14.4
PED. SIGNAL	-	-	25	1.00	-
CONTROLLER	1	100	-	1.00	100.0
ILLUM. SIGN	-	-	25	0.50	-
VIDEO SYSTEM	-	150	-	1.00	-
BATTERY BACKUP	1	25	-	1.00	25.0
LUMINAIRE	-	250	-	0.50	-
FLASHER	-	-	25	0.50	-
TOTAL					301.4

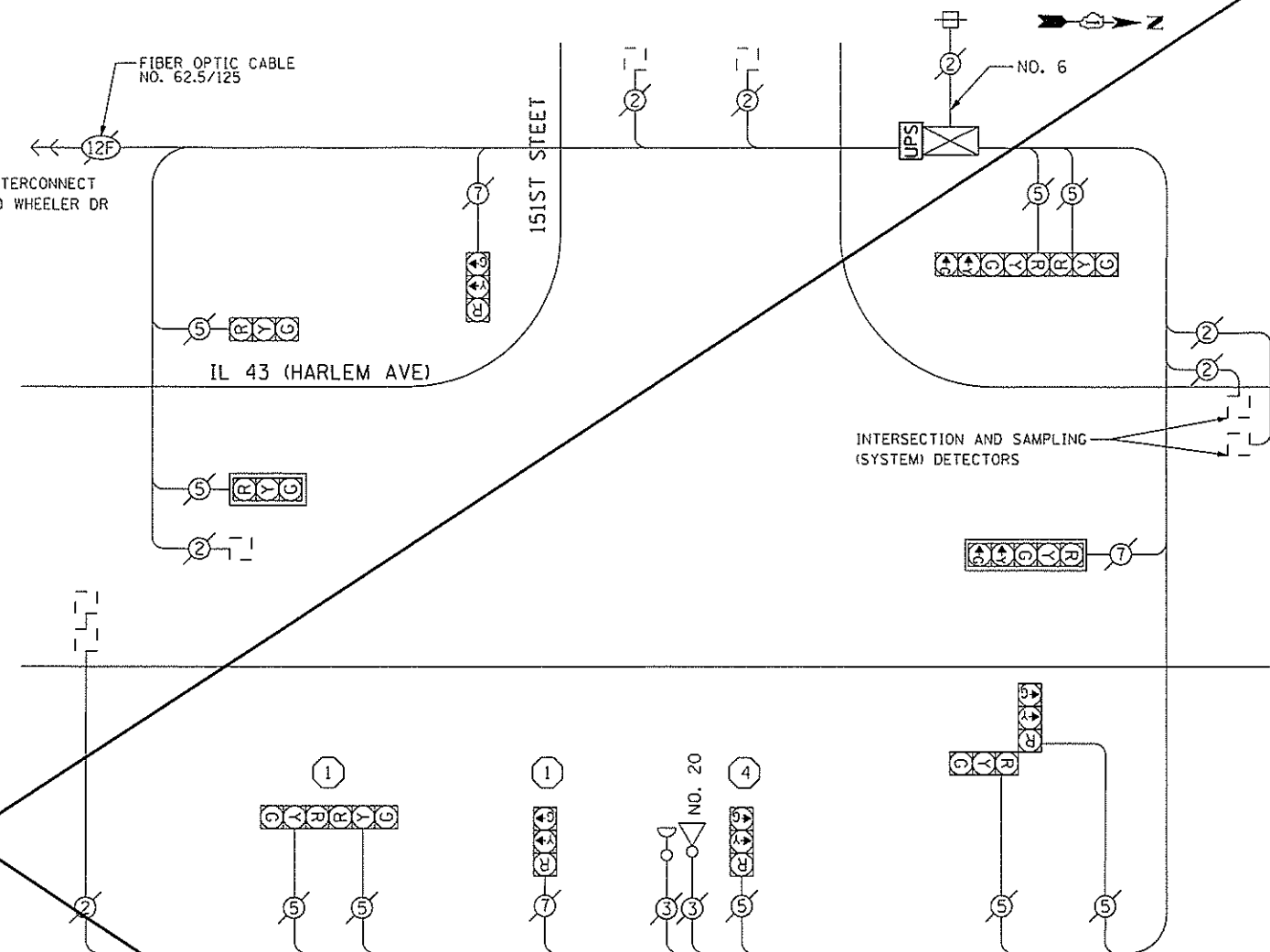
ENERGY COSTS- **BILLED TO: IDOT DISTRICT 1**
 201 WEST CENTER COURT
 SCHAUMBURG, IL 60196-1096

ENERGY SUPPLY- **CONTACT BRAD SHINABARGAR**
 PHONE 708-325-2692
 COMMONWEALTH EDISON

SCHEDULE OF QUANTITIES

Items	Unit	Quantity
MAINTENANCE OF EXISTING TRAFFIC SIGNAL INSTALLATION	EACH	1
TRAFFIC SIGNAL POST, GALVANIZED STEEL 14 FT.	EACH	2
TRAFFIC SIGNAL POST, GALVANIZED STEEL 18 FT.	EACH	1
MODIFY EXISTING CONTROLLER CABINET	EACH	1
REMOVE EXISTING TRAFFIC SIGNAL EQUIPMENT	EACH	1
UNINTERRUPTABLE POWER SUPPLY, SPECIAL	EACH	1

FIBER OPTIC CABLE NO. 62.5/125
 INTERCONNECT TO WHEELER DR



CABLE PLAN

CONSTRUCTION NOTES

- ① THE CONTRACTOR SHALL REPLACE THE EXISTING TRAFFIC SIGNAL POST WITH THE PROPOSED TRAFFIC SIGNAL POST, 14 FT. AND ATTACH THE PROPOSED POST TO THE EXISTING FOUNDATION.
- ④ THE CONTRACTOR SHALL REPLACE THE EXISTING TRAFFIC SIGNAL POST WITH THE PROPOSED TRAFFIC SIGNAL POST, 18 FT. AND ATTACH THE PROPOSED POST TO THE EXISTING FOUNDATION.

NOTES

- 1) ALL COSTS RELATED TO ATTACHING THE POSTS TO THE EXISTING FOUNDATION SHALL BE INCLUDED IN THE UNIT COST OF TRAFFIC SIGNAL POST OF THE SIZE SPECIFIED
- 2) PRIOR TO REMOVING ANY TRAFFIC SIGNAL POST SPECIFIED TO BE REPLACED IN THE SAME LOCATION THE CONTRACTOR SHALL VERIFY THAT THE PATTERN, BRACING, AND CONDITION OF THE EXISTING BOLTS ARE SUITABLE FOR RE-USE WITH A NEW POST. IF THE BOLTS ARE NOT USABLE, REPLACE AS DIRECTED BY THE ENGINEER.
- 3) THE CONTRACTOR SHALL RELOCATE EXISTING SIGN PANELS FROM POSTS THAT ARE INDICATED FOR REPLACEMENT TO THE NEW POSTS AS SHOWN ON THE PLANS OR AS DIRECTED BY THE ENGINEER. THE COST OF REMOVAL, RELOCATION AND ANY NEW MOUNTING HARDWARE NECESSARY TO COMPLETE THIS WORK SHALL BE INCLUDED IN THE UNIT COST OF TRAFFIC SIGNAL POST OF THE SIZE SPECIFIED.

TS 2240
 ORLAND PARK

FILE NAME = 0152465-shr-152240.dgn	USER NAME = Brian Scifars	DESIGNED - PHL	REVISED - SVS 3/19/14
Default	PLOT SCALE = 40.0000' / in.	DRAWN - PHL	REVISED -
	PLOT DATE = 3/6/2014	CHECKED - BKS	REVISED -
		DATE - *SUBDATE	REVISED -

STATE OF ILLINOIS DEPARTMENT OF TRANSPORTATION

IL 43 (HARLEM AVE)/151ST STREET- CABLE PLAN
SCHEDULE OF QUANTITIES, PHASE DESIG. DIAGRAM & EVP SEQUENCE

SCALE:	SHEET	OF	SHEETS	STA.	TO	STA.
--------	-------	----	--------	------	----	------

F.A. RTE.	SECTION	COUNTY	TOTAL SHEETS	SHEET NO.
	2013-076TS	COOK	55	29
CONTRACT NO. 60X65			[ILLINOIS] FED. AID PROJECT	