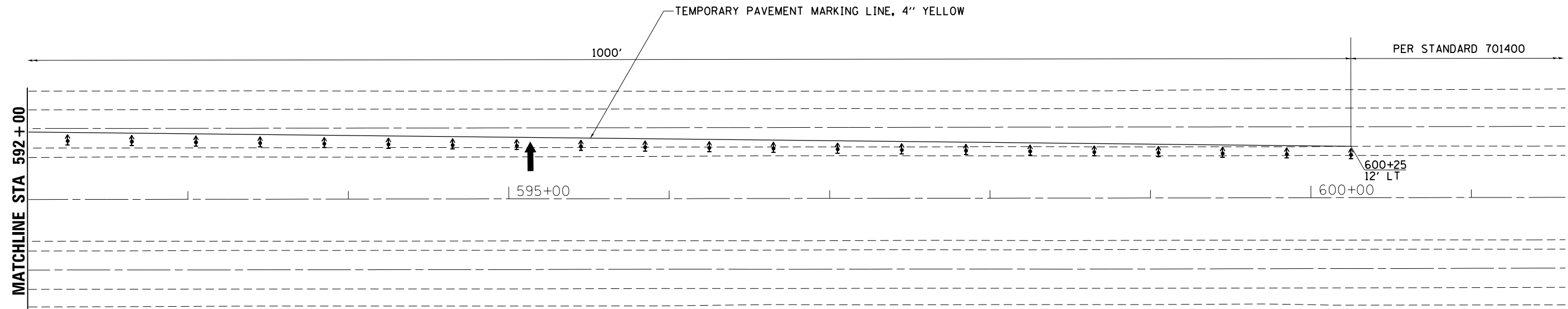
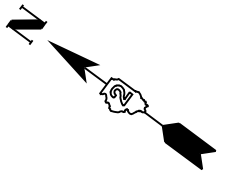
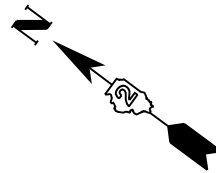


TRAFFIC CONTROL PLAN – STAGE I FOR SN 037-0003 & 037-0004



SYMBOLS

- Arrow board
- Work area
- Sign
- Direction indicator barricade with steady burn monodirectional light
- Type II barricade or drum with steady burn monodirectional light
- Temporary concrete barrier
- Impact attenuator
- Drums with steady burning monodirectional light

NOTES

- ① ReflectORIZED temporary pavement marking shall be placed throughout the taper and along-side the work area. The edge line shall be white for right lane closure and yellow for left lane closures.
- ② Barrier wall/guardrail markers at 25' (7.6 m). Markers on right shall be shall be crystal and markers on left shall be amber.
- ③ Offsets shown are from the centerline pavement marking of the direction of travel.
- ④ Barrier wall offsets are to the construction side of the barrier wall.
- ⑤ Refer to Highway Standard 701402 for additional details not shown.

FILE NAME =	USER NAME = dssdd	DESIGNED - _____	REVISED - _____
Q:\BR\Draw\Henry\64E94 Repairs SN 037-0003 and SN 037-0004\CADD\205509-sh1-cover.d		DRAWN - _____	REVISED - _____
Default	PLOT SCALE = 100.0000' / 1in.	CHECKED - _____	REVISED - _____
	PLOT DATE = Mon Jan 06 07:50:08 2014	DATE - _____	REVISED - _____

**STATE OF ILLINOIS
DEPARTMENT OF TRANSPORTATION**

**TRAFFIC CONTROL PLAN FOR SN 037-0003 & 037-0004
STAGE I**

SCALE: _____ SHEET _____ OF _____ SHEETS STA. _____ TO STA. _____

F.A.I. RTE.	SECTION	COUNTY	TOTAL SHEETS	SHEET NO.
74/280	(371HBRM)	HENRY	27	9
CONTRACT NO. 64E94				
ILLINOIS FED. AID PROJECT				