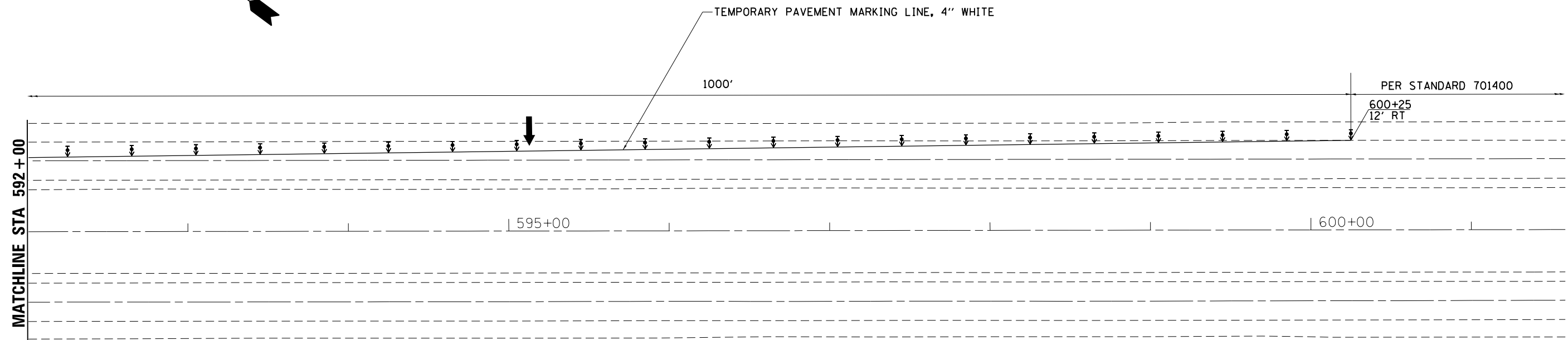
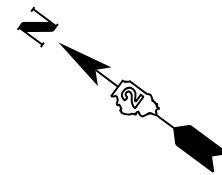
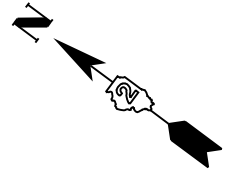


# TRAFFIC CONTROL PLAN – STAGE II FOR SN 037-0003 & 037-0004



### SYMBOLS

- Arrow board
- Work area
- Sign
- Direction indicator barricade with steady burn monodirectional light
- Type II barricade or drum with steady burn monodirectional light
- Temporary concrete barrier
- Impact attenuator
- Drums with steady burning monodirectional light

### NOTES

- ① ReflectORIZED temporary pavement marking shall be placed throughout the taper and along-side the work area. The edge line shall be white for right lane closure and yellow for left lane closures.
- ② Barrier wall/guardrail markers at 25' (7.6 m). Markers on right shall be shall be crystal and markers on left shall be amber.
- ③ Offsets shown are from the centerline pavement marking of the direction of travel.
- ④ Barrier wall offsets are to the construction side of the barrier wall.
- ⑤ Refer to Highway Standard 701402 for additional details not shown.

FILE NAME =	USER NAME = dssdd	DESIGNED - _____	REVISED - _____	<b>STATE OF ILLINOIS DEPARTMENT OF TRANSPORTATION</b>	<b>TRAFFIC CONTROL PLAN FOR SN 037-0003 &amp; 037-0004 STAGE II</b>	F.A.I RTE.	SECTION	COUNTY	TOTAL SHEETS	SHEET NO.	
D:\BR\Boss\Henry\64E94 Repairs SN 037-0003 and SN 037-0004\CADD\0205509-shit-cover	DRAWN - _____	REVISED - _____	REVISED - _____			74/280	(371HBRM)	HENRY	27	14	
Default	PLOT SCALE = 100.0000' / 1in.	CHECKED - _____	REVISED - _____			SCALE: _____ SHEET _____ OF _____ SHEETS STA. _____ TO STA. _____					
	PLOT DATE = Mon Jan 06 07:48:16 2014	DATE - _____	REVISED - _____			ILLINOIS FED. AID PROJECT CONTRACT NO. 64E94					