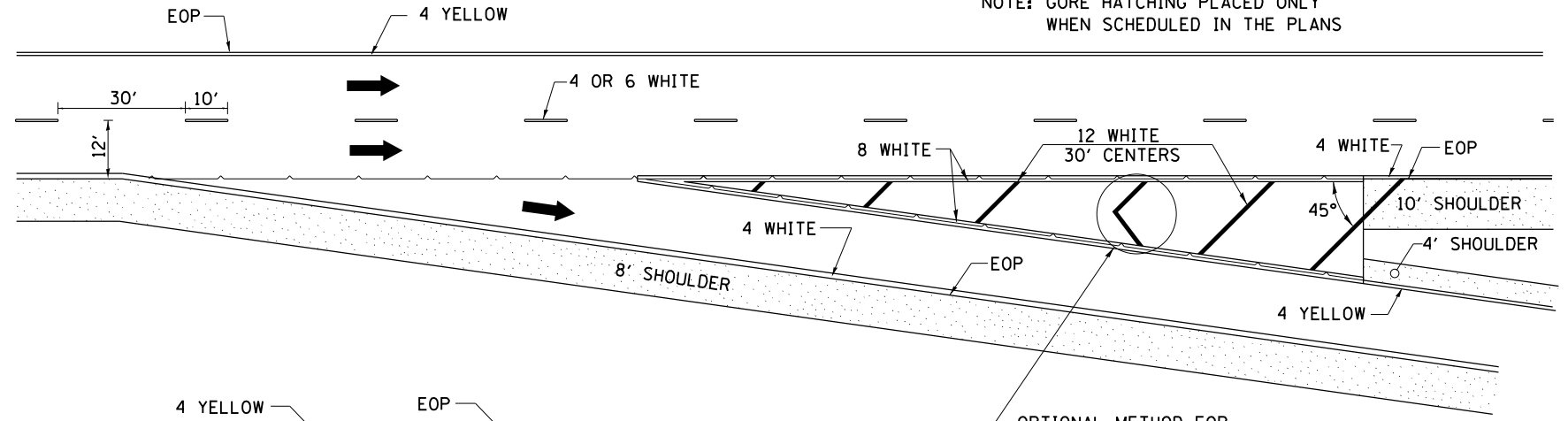


PAINING DETAILS

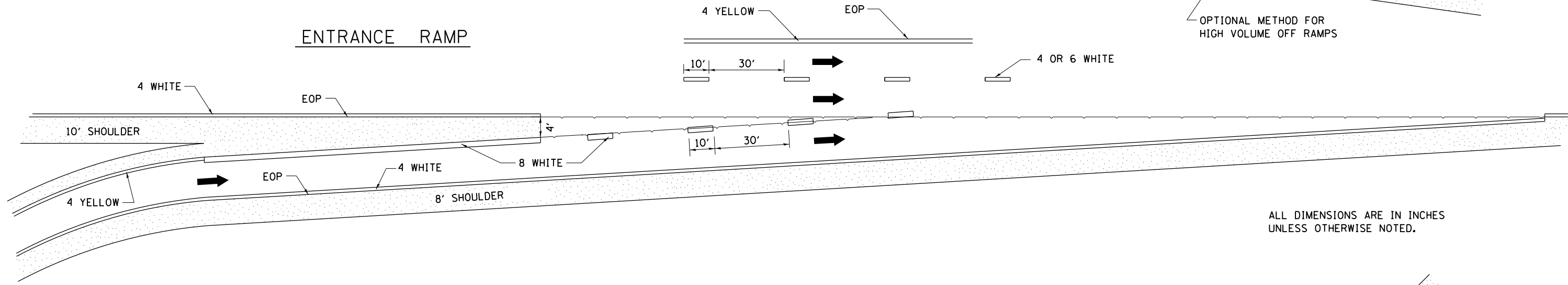
CENTERLINE SKIP DASH PAVEMENT MARKING WIDTH SHALL BE 4" WHEN THE POSTED SPEED LIMIT IS UNDER 40 MPH AND 6" WHEN THE POSTED SPEED LIMIT IS 40 MPH AND OVER.

EXIT RAMP

NOTE: GORE HATCHING PLACED ONLY WHEN SCHEDULED IN THE PLANS

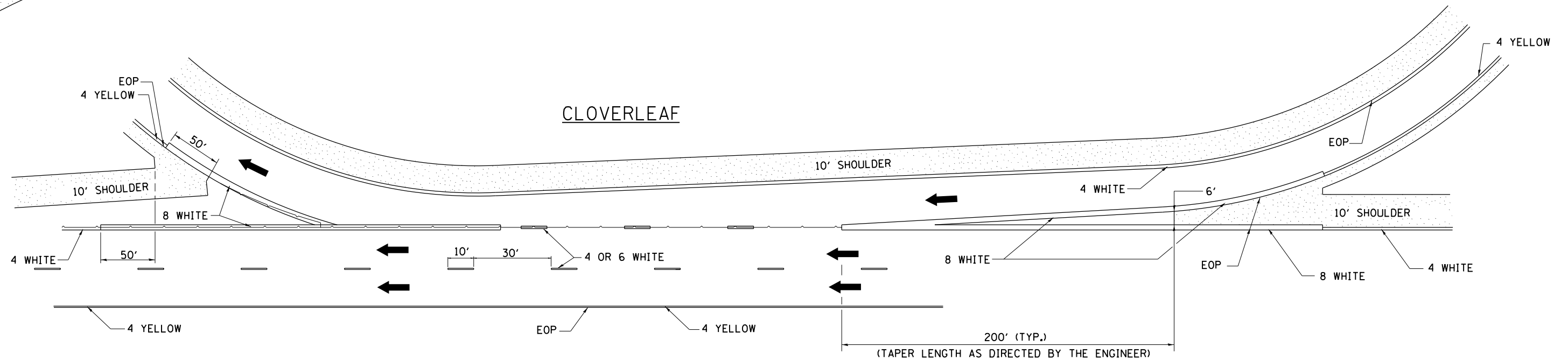


ENTRANCE RAMP



ALL DIMENSIONS ARE IN INCHES UNLESS OTHERWISE NOTED.

CLOVERLEAF



FILE NAME =	USER NAME = dossed	DESIGNED -	REVISED - 8-27-13
D:\BR\Doss\Henry\64E94 Repairs SN 037-0003 and SN 037-0004\CADD\0205509-shr-cover.d		DRAWN -	REVISED - 10-18-11
	PLOT SCALE = 100.0000' / 1"	CHECKED -	REVISED -
	PLOT DATE = Mon Jan 06 07:51:08 2014	DATE -	REVISED -

STATE OF ILLINOIS
DEPARTMENT OF TRANSPORTATION

REGION 2 / DISTRICT 2 STANDARD

SCALE: _____ SHEET NO. ___ OF ___ SHEETS STA. _____ TO STA. _____

F.A.I. RTE.	SECTION	COUNTY	TOTAL SHEETS	SHEET NO.
74/280	(37-IHBRIM)	HENRY	27	18
FED. ROAD DIST. NO. - ILLINOIS FED. AID PROJECT			CONTRACT NO. 64E94	