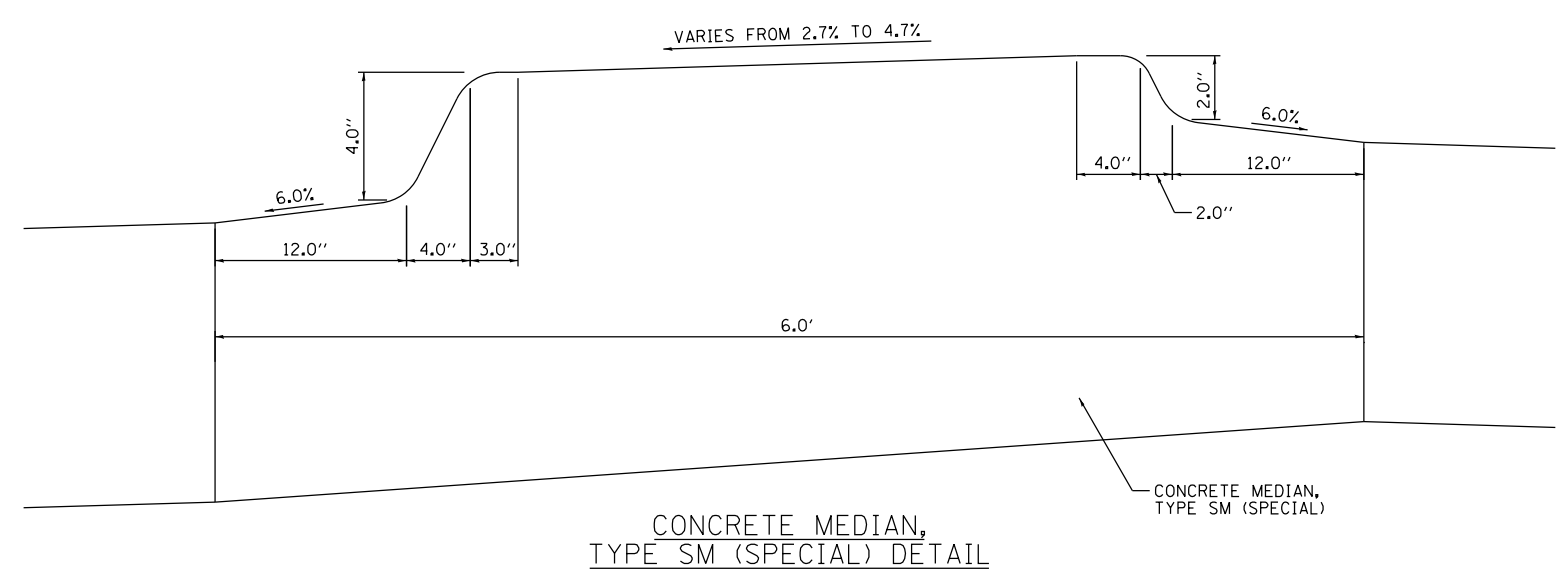
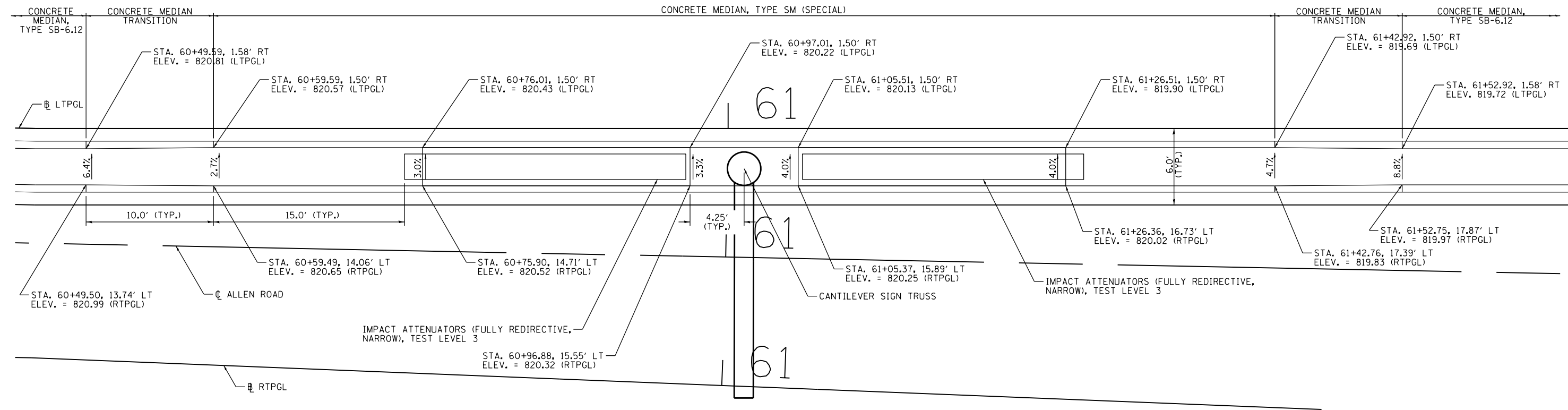
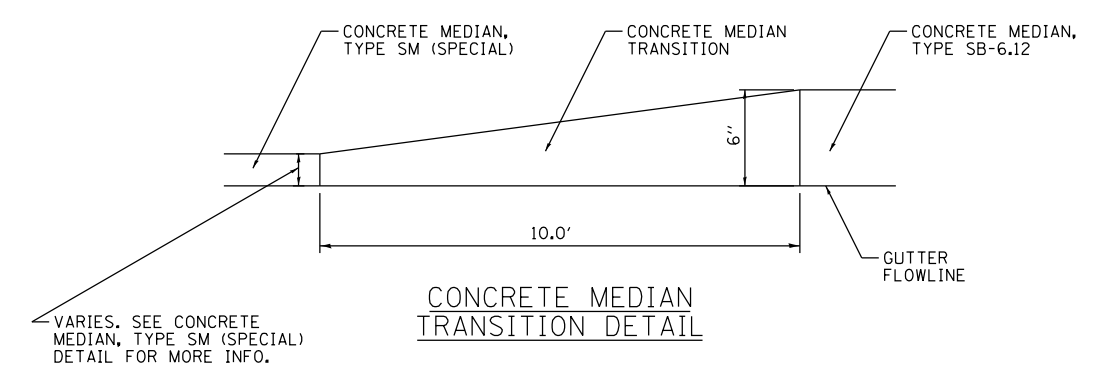




NOT TO SCALE



CONCRETE MEDIAN, TYPE SM (SPECIAL) DETAIL



CONCRETE MEDIAN TRANSITION DETAIL

VARIES. SEE CONCRETE MEDIAN, TYPE SM (SPECIAL) DETAIL FOR MORE INFO.

NOTE:  
DETAILS NOT TO SCALE

MAURER-STUTZ ENGINEERS SURVEYORS

FILE NAME =	USER NAME = baswanson	DESIGNED -	REVISD - CCM 1/16/2014
S:\237\2013\23713009\00\AllenRdPh11\CADD	CADD Sheets\0468683-sht-details-2-cant truss	DRAWN -	REVISD -
Default	PLOT DATE = 1/24/2014 5:21:13 PM	CHECKED -	REVISD -

STATE OF ILLINOIS  
DEPARTMENT OF TRANSPORTATION

ALLEN ROAD IMPROVEMENTS  
CANTILEVER SIGN TRUSS IMPACT ATTENUATOR DETAIL

SCALE: SHEET OF SHEETS STA. TO STA.

F.A.U. RTE.	SECTION	COUNTY	TOTAL SHEETS	SHEET NO.
6584	105: (72-7HB)BY	PEORIA	487	376
6585				

CONTRACT NO. 68683

ILLINOIS FED. AID PROJECT