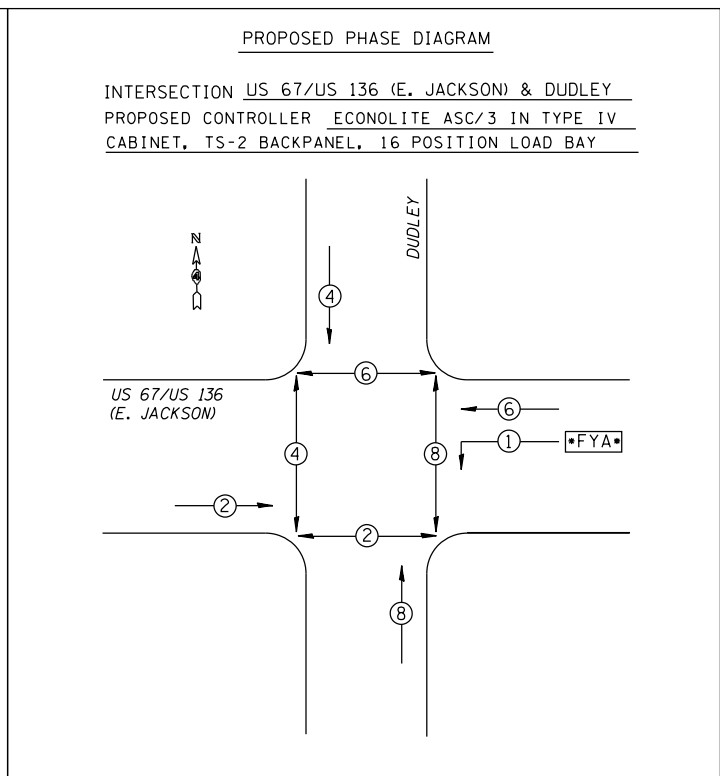
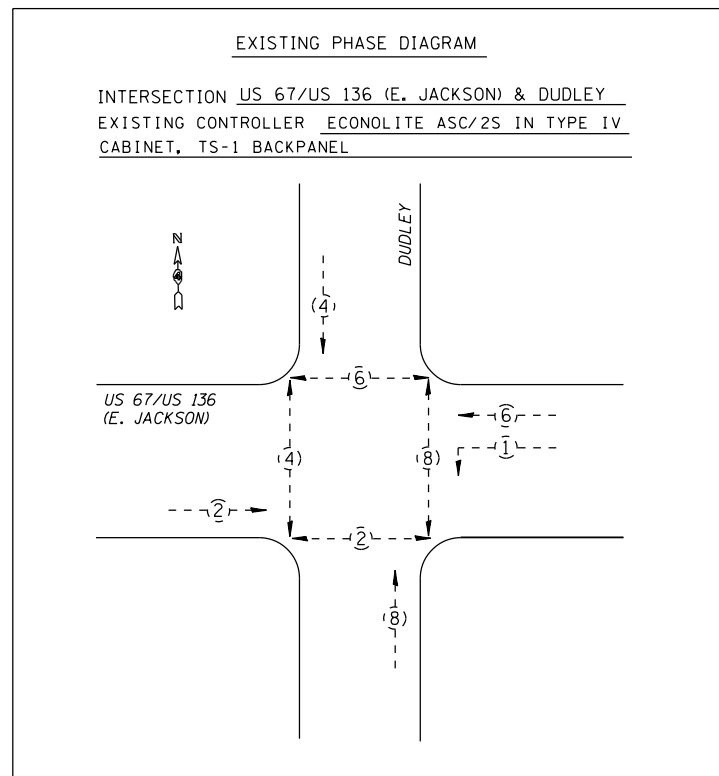
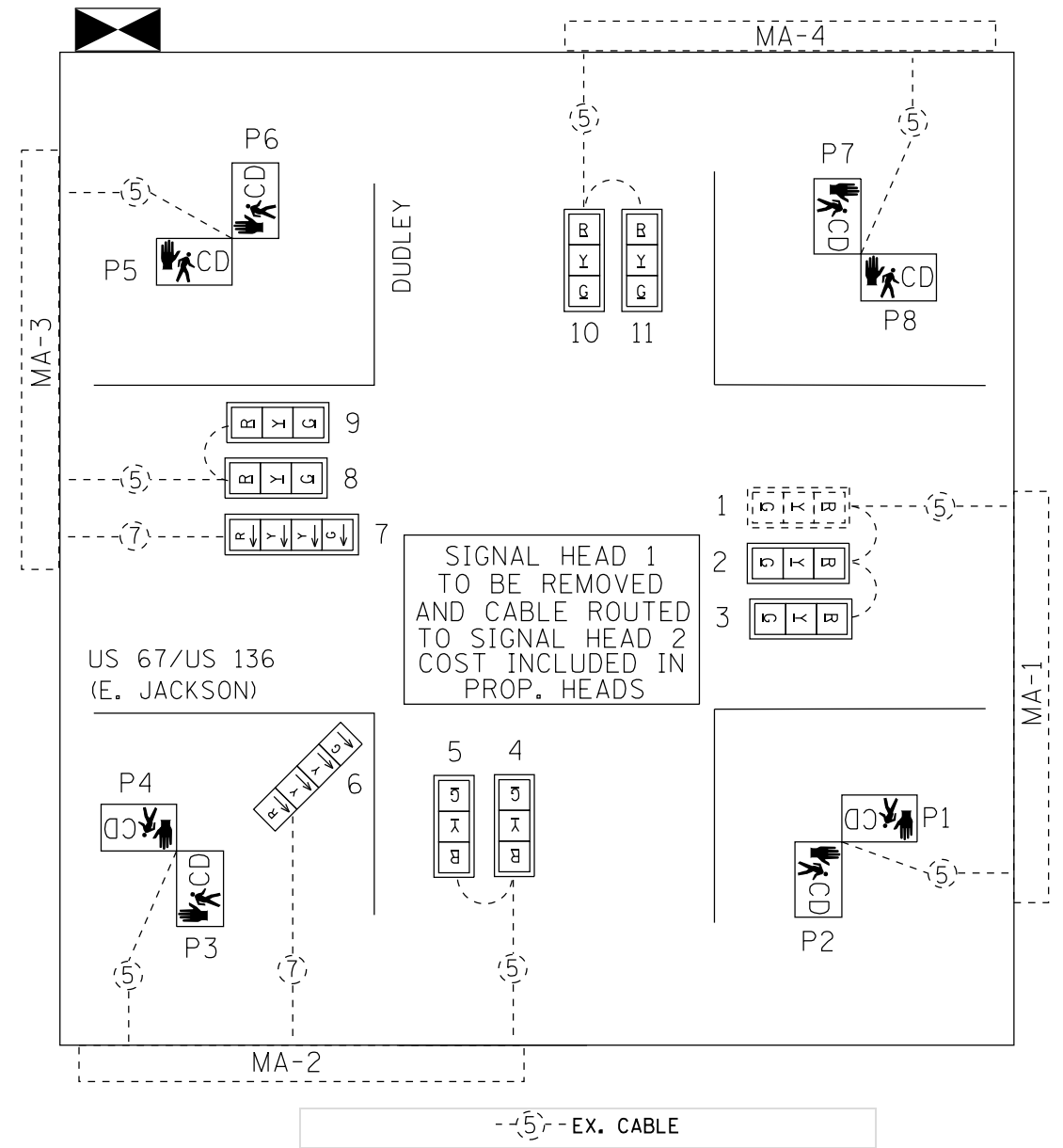


**DETECTOR LOOP AND DETECTOR ASSIGNMENT SCHEDULE
US 67/US 136 (E. JACKSON) & DUDLEY**

DETECTOR LOOP	ASSIGNED PHASE	CHANNELS REQUIRED
D-1	1	1
D-2A, D2B, D2C	2	3
D-4A, D4B	4	2
D-6A, D6B	6	2
D-6C, D6D	6	2
D-8A, D-8B	8	2
TOTAL:		12

TRAFFIC SIGNAL HEAD SCHEDULE - US 67/US 136 (E. JACKSON) & DUDLEY

QTY.	TYPE	LOCATION
8.0 EACH	SH LED 1F 3S MAM	2,3,4,5,8,9,10,11
1.0 EACH	SH LED 1F 4S BM	6.0
1.0 EACH	SH LED 1F 4S MAM	7.0
9.0 EACH	TS BACKPLATE RET-REFL	2,3,4,5,7,8,9,10,11
4.0 EACH	PED SH LED 2F BM CDT	(P1,P2),(P3,P4),(P5,P6),(P7,P8)



BILL OF MATERIALS - US 67/US 136 (E. JACKSON) & DUDLEY

ITEM DESCRIPTION	UNIT	TOTAL QTY.
SIGN PANEL - TYPE 1	SQ FT	5.0
SIGNAL HEAD, LED, 1-FACE, 3-SECTION, MAST ARM MOUNTED	EACH	8.0
SIGNAL HEAD, LED, 1-FACE, 4-SECTION, BRACKET MOUNTED	EACH	1.0
SIGNAL HEAD, LED, 1-FACE, 4-SECTION, MAST ARM MOUNTED	EACH	1.0
PEDESTRIAN SIGNAL HEAD, LED, 2-FACE, BRACKET MOUNTED WITH COUNTDOWN TIMER	EACH	4.0
TRAFFIC SIGNAL BACKPLATE, RETROREFLECTIVE	EACH	9.0
INDUCTIVE LOOP DETECTOR	EACH	12.0
FULL-ACTUATED CONTROLLER AND TYPE IV CABINET, SPECIAL	EACH	1.0

FILE NAME = C:\Users\aubreygs\Desk top\68B61\68B61 - Macomb FYA Project (Final 1-31-14).dgn	USER NAME = aubreygs	DESIGNED -	REVISD -
PLOT SCALE = 38.0588 ' / in.	CHECKED -	REVISD -	REVISD -
PLOT DATE = 1/31/2014	DATE -	REVISD -	REVISD -

**STATE OF ILLINOIS
DEPARTMENT OF TRANSPORTATION**

**PROPOSED TRAFFIC SIGNALS
US 67/US 136 (E. JACKSON) & DUDLEY - MACOMB**

SCALE: _____ STA. _____ TO STA. _____

F.A.P. RTE. 310 315	SECTION D4 FLASHING YELLOW ARROWS 2013	COUNTY MCDONOUGH	TOTAL SHEETS 24	SHEET NO. 9
CONTRACT NO. 68B61			ILLINOIS FED. AID PROJECT	