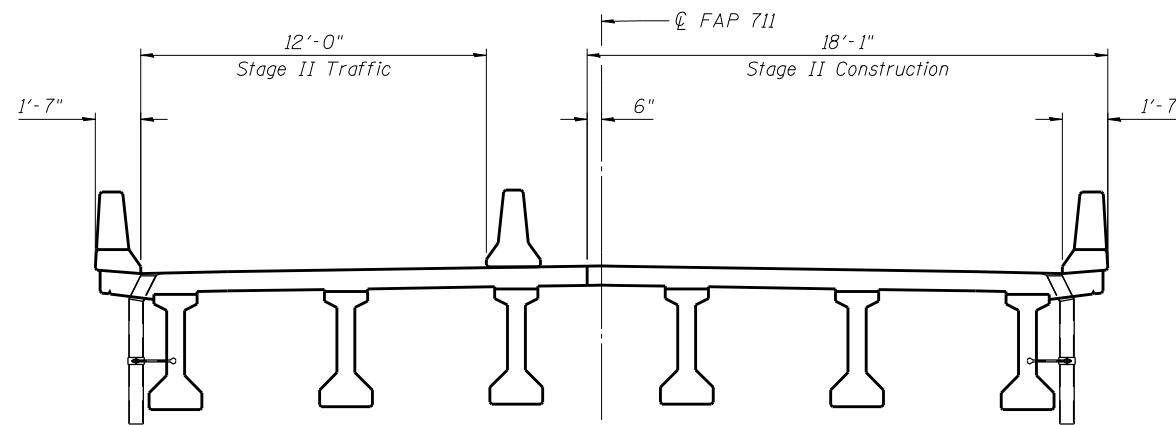
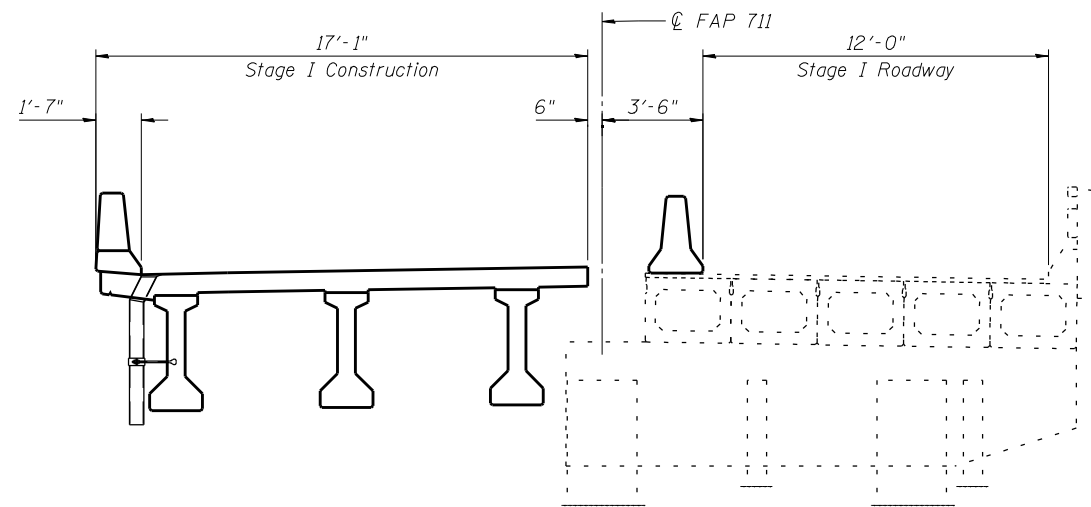


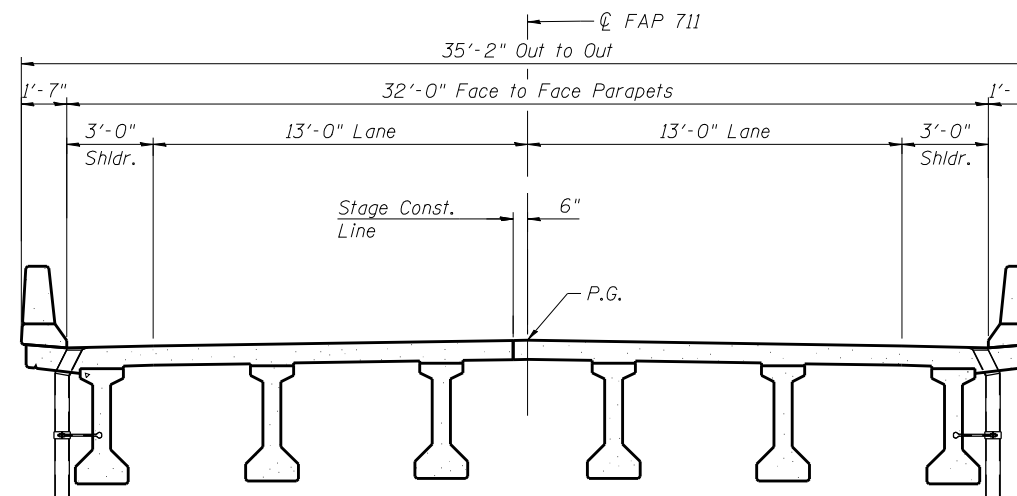
STAGE I REMOVAL
(Looking East)



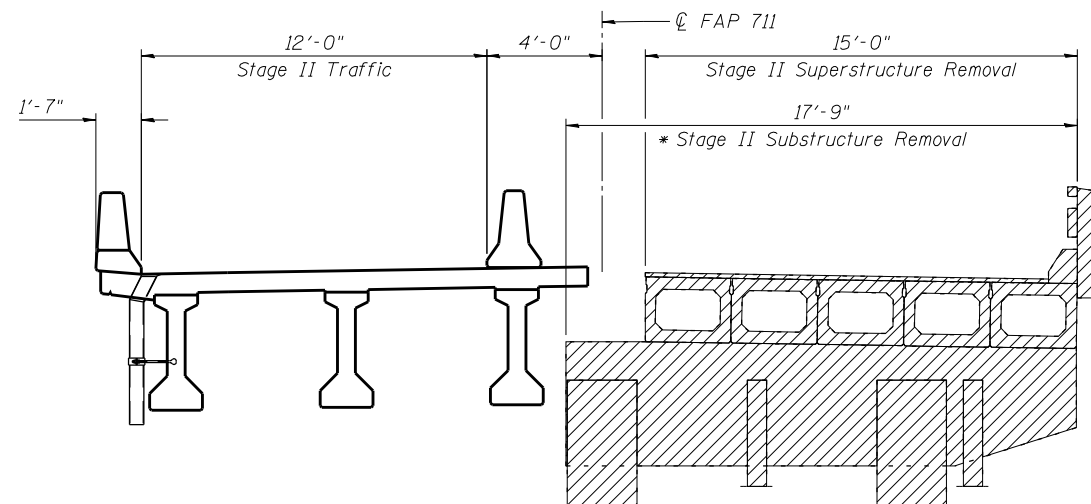
STAGE II CONSTRUCTION
(Looking East)



STAGE I CONSTRUCTION
(Looking East)



FINAL SECTION
(Looking East)



STAGE II REMOVAL
(Looking East)

Notes:

- Hatched area indicates removal of existing structures.
- For details of Temporary Concrete Barrier, see sheet 5 of 33.
- For quantity of Temporary Concrete Barrier, see roadway plans.
- * At Contractor's option, Substructure Removal line at existing piers may match Superstructure Removal line.

PRINT DATE: 3/24/2014 12:46:01 PM Z:\10053301\1119 over Vermilion\Bridges\Final\Plotsheets\0920207-70614-003-Stage.dgn

EFK Moen, LLC
 Civil Engineering Design
 331 Salem Place, Suite 225
 Fairview Heights, IL 62208
 Phone 618-206-4250

USER NAME = cdl	DESIGNED - CTW	REVISED -
PLOT SCALE = 0.2" = 1' / IN.	CHECKED - CDL	REVISED -
PLOT DATE = 3/24/2014	DRAWN - CTW	REVISED -
	DATE - 3/24/2014	REVISED -

STATE OF ILLINOIS
DEPARTMENT OF TRANSPORTATION

STAGE CONSTRUCTION DETAILS
STRUCTURE NO. 092-0207

SHEET NO. 3 OF 33 SHEETS

F.A.P. RTE.	SECTION	COUNTY	TOTAL SHEETS	SHEET NO.
711	I16BR-1	VERMILION	84	33
CONTRACT NO. 70614				
ILLINOIS FED. AID PROJECT				