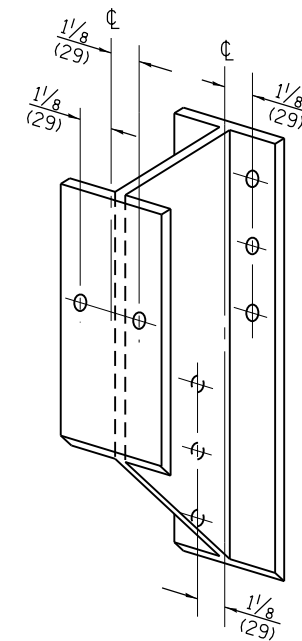
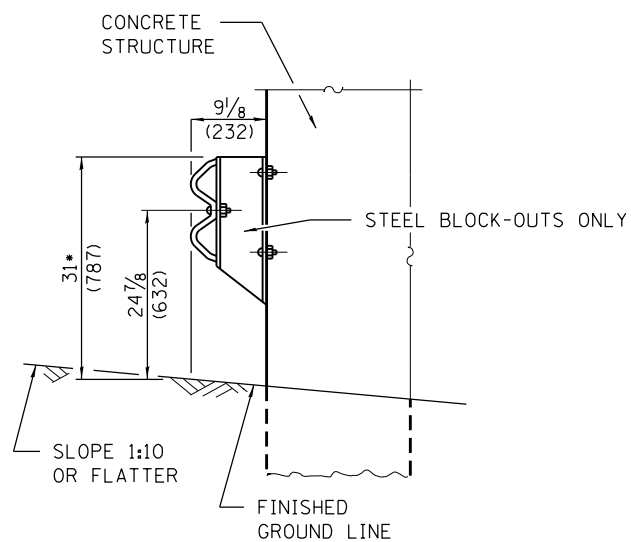


TYPE C
37 1/2 (953) BLOCK-OUT SPACING



STEEL BLOCK-OUT DETAIL



SECTION A-A

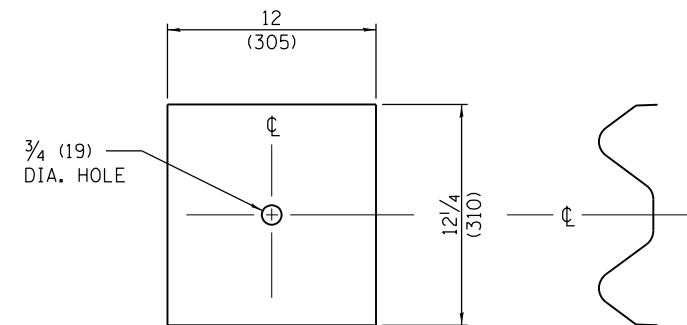


PLATE A

NOTES:

1. THESE DETAILS ARE PROVIDED FOR INFORMATION ONLY FOR THE REMOVAL AND REPLACEMENT OF STEEL PLATE BEAM GUARDRAIL, TYPE C.
2. ALL SLOPE RATIOS ARE EXPRESSED AS UNITS OF VERTICAL DISPLACEMENT TO UNITS OF HORIZONTAL DISPLACEMENT (V:H).
3. ALL DIMENSIONS ARE IN INCHES (MILLIMETERS) UNLESS OTHERWISE SHOWN.
4. SEE STANDARD 630001-10 FOR REMAINING DETAILS.

• - FOR REMOVE & RE-ERECT GUARDRAIL, TYPE C , MATCH EXISTING HEIGHT

FILE NAME =	USER NAME = sparksgw	DESIGNED -	REVISED -	STATE OF ILLINOIS DEPARTMENT OF TRANSPORTATION	STEEL PLATE BEAM GUARDRAIL, TYPE C DETAILS			F.A.I. RTE.	SECTION	COUNTY	TOTAL SHEETS	SHEET NO.
ct:\pw\work\p\id\sparksgw\10326237\0672f90-sht-details.dgn	PLOT SCALE = 100.0000' / 1in.	DRAWN -	REVISED -					55	(84-3)I-4	SANGAMON	56	28
Default	PLOT DATE = Oct-17-2013 09:57:30AM	CHECKED -	REVISED -		SCALE: N.T.S. SHEET 1 OF 1 SHEETS STA. TO STA.			CONTRACT NO. 72F90				
		DATE -	REVISED -		ILLINOIS FED. AID PROJECT							