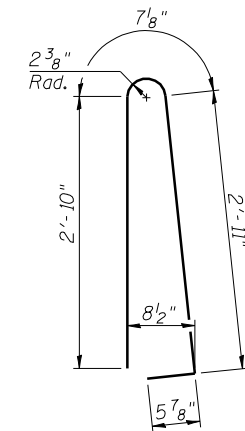
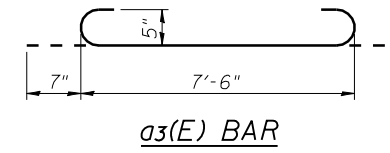
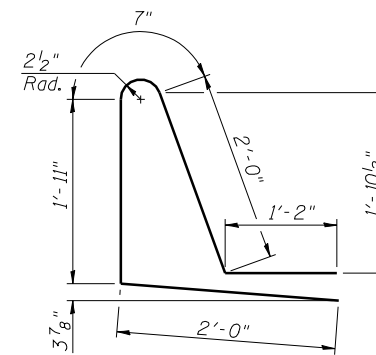


PLAN AT SCUPPER

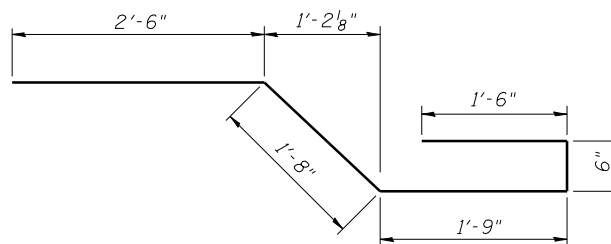
Note:
Cut longitudinal reinforcement to clear drainage scuppers.



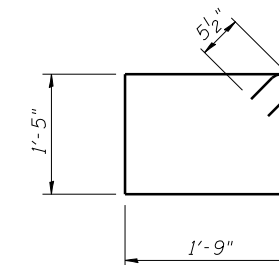
BAR d(E)



BAR d1(E)



BAR x(E)



BAR x1(E)

**SUPERSTRUCTURE
BILL OF MATERIAL**

Bar	No.	Size	Length	Shape
a(E)	2359	#5	44'-7"	—
a1(E)	1437	#5	43'-6"	—
a2(E)	4718	#6	6'-6"	—
a3(E)	30	#5	8'-8"	—
a4(E)	4	#5	38'-5"	—
a5(E)	120	#5	1'-6"	—
b(E)	1872	#5	30'-3"	—
b1(E)	414	#6	34'-1"	—
b2(E)	138	#6	37'-0"	—
b3(E)	138	#6	44'-3"	—
b4(E)	1640	#5	29'-6"	—
d(E)	2358	#5	6'-10"	—
d1(E)	2358	#5	7'-8"	—
e(E)	14	#4	14'-6"	—
e1(E)	532	#4	17'-11"	—
e2(E)	160	#4	19'-8"	—
e3(E)	112	#4	18'-10"	—
e4(E)	14	#4	17'-1"	—
e5(E)	8	#4	32'-6"	—
e6(E)	30	#4	30'-9"	—
e7(E)	10	#4	32'-2"	—
e8(E)	12	#4	28'-10"	—
e9(E)	6	#8	44'-10"	—
e10(E)	24	#8	40'-4"	—
e11(E)	8	#8	42'-1"	—
e12(E)	10	#8	36'-9"	—
e13(E)	20	#8	19'-8"	—
x(E)	70	#5	7'-11"	—
x1(E)	60	#5	7'-3"	—
Reinforcement Bars, Epoxy Coated		Pound	423470	
Concrete Superstructure		Cu. Yds.	1631.3	



USER NAME = has	DESIGNED - SHL	06/13	REVISED -
ESCA PROJECT NO. 1070.09	CHECKED - MTD	08/13	REVISED -
	DRAWN - DWH	08/13	REVISED -
PLOT DATE = 1/28/2014 1:06:44 PM	CHECKED - ELH	11/13	REVISED -

**STATE OF ILLINOIS
DEPARTMENT OF TRANSPORTATION**

**SUPERSTRUCTURE DETAILS - EB
STRUCTURE NO. 026-0107**

SHEET NO. 37 OF 113 SHEETS

F.A.I. R.T.E.	SECTION	COUNTY	TOTAL SHEETS	SHEET NO.
70	(26-3B-1, 3B-1(3))BR	FAYETTE	277	117
CONTRACT NO. 74175				
ILLINOIS FED. AID PROJECT				