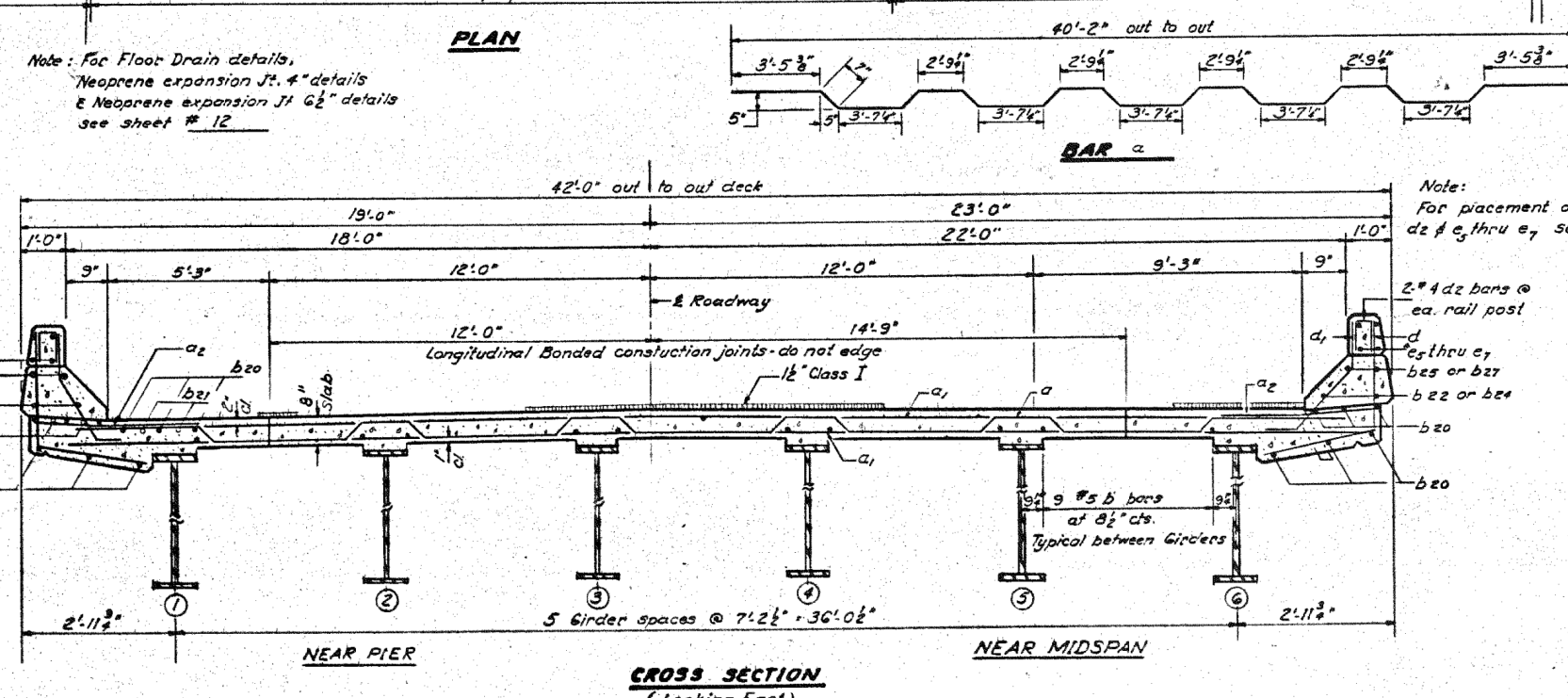
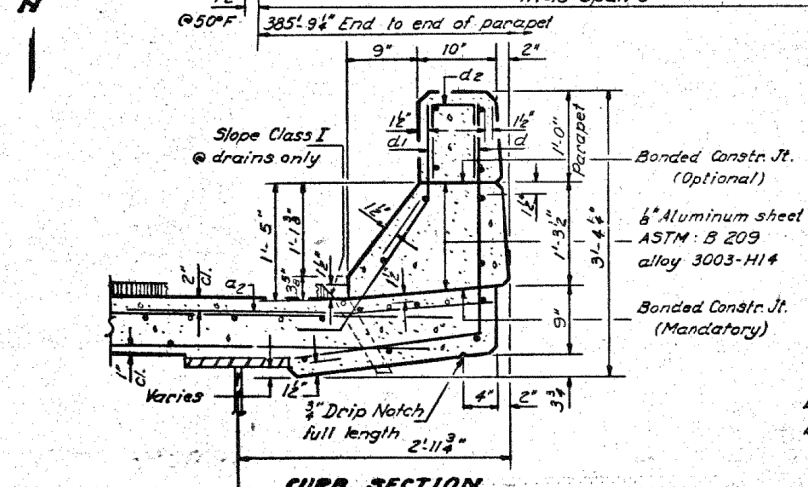
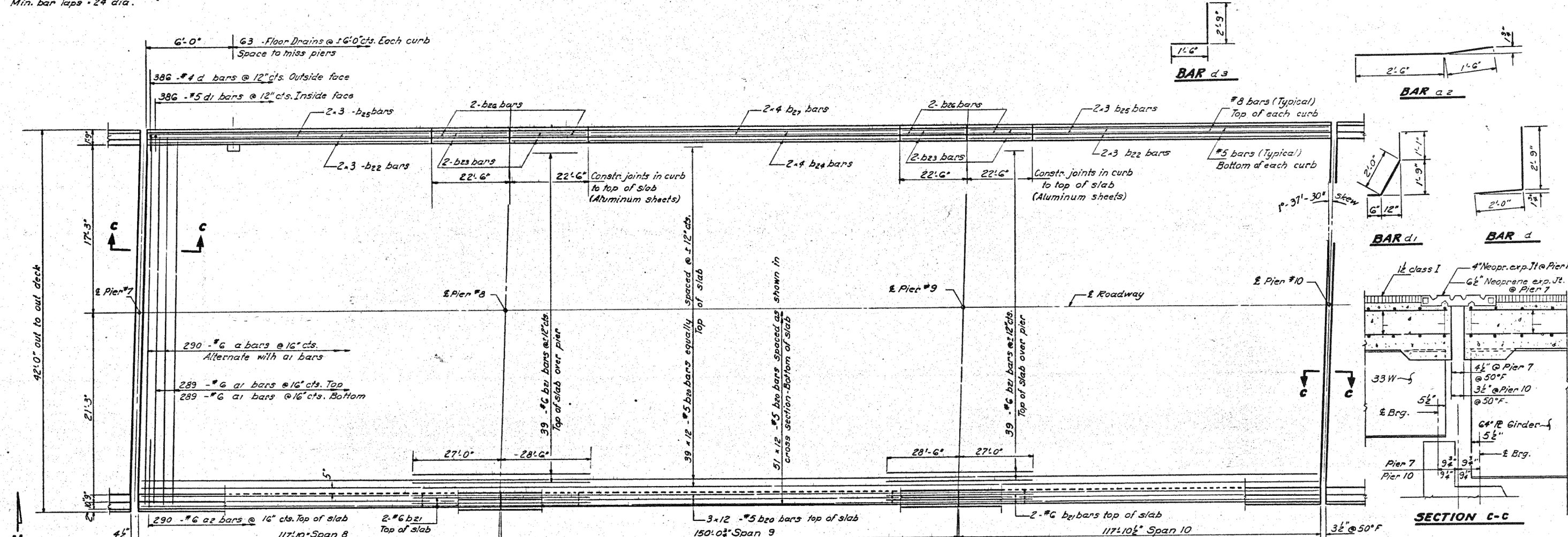


STATE OF ILLINOIS
DEPARTMENT OF TRANSPORTATION

ROUTE NO.	SECTION	COUNTY	TOTAL SHEETS	SHEET NO.	SHEET NO. 10
70	26-3B-1	FAYETTE	60	22	29 SHEETS
ILLINOIS FED. AID PROJECT: # 26-3B-1(3)					

Note:
Bars indicated thus 20-3-#5 etc.
indicates 20 lines of bars with
3 lengths per line.
Min. bar laps = 24 dia.



BILL OF MATERIAL

Bar No.	Size	Length	Shape
a	290 #6	41'-10"	
a1	578 #6	40'-0"	
a2	580 #6	4'-0"	
b20	1152 #5	33'-6"	
b21	86 #6	55'-6"	
b22	24 #5	33'-0"	
b23	16 #5	22'-3"	
b24	16 #5	27'-0"	
b25	24 #8	33'-3"	
b26	16 #8	22'-3"	
b27	16 #8	27'-9"	
d	772 #4	4'-9"	
d1	772 #5	3'-7"	
Class X Concrete Cu. Yds. 471.1			
Reinforcement Bars Lbs. 115100			

DESIGNED: R. K. Mathur
CHECKED: James Pence
DRAWN: Simon Ustambek
CHECKED: JP

EXAMINED: [Signature]
PASSED: [Signature]
PROVISED: [Signature]

DATE: 08/13



USER NAME = has	DESIGNED - ELH	REVISED -
ESCA PROJECT NO. 1000.05	DRAWN - HAS	REVISED -
PLOT SCALE = 0.1667' / IN.	CHECKED - RDP	REVISED -
PLOT DATE = 1/29/2014	DATE - 08/13	REVISED -

STATE OF ILLINOIS
DEPARTMENT OF TRANSPORTATION

STRUCTURE NO. 026-0085 EXISTING BRIDGE PLANS
EB - FOR INFORMATION ONLY

SCALE: SHEET NO. 4 OF 23 SHEETS STA. TO STA.

F.A.I. RTE.	SECTION	COUNTY	TOTAL SHEETS	SHEET NO.
70	(26-3B-1, 3B-1(3))BR	FAYETTE	277	225
CONTRACT NO. 74175				
ILLINOIS FED. AID PROJECT				