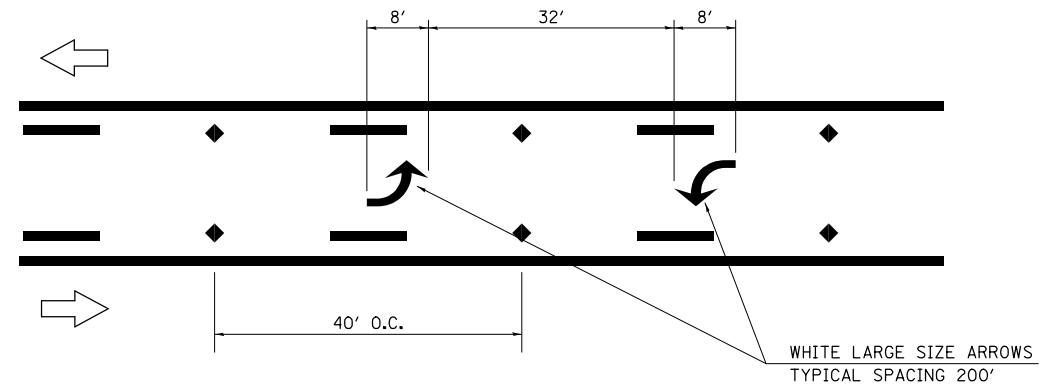
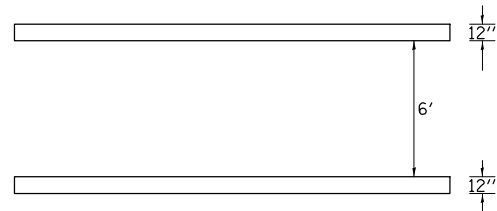


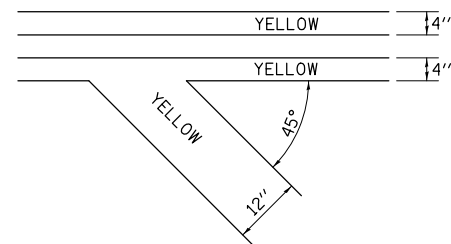
TYPICAL APPLICATION FOR RAISED REFLECTIVE PAVEMENT MARKERS



TYPICAL APPLICATION FOR TURN ARROWS



TYPICAL APPLICATION FOR PEDESTRIAN CROSSWALK



DIAGONALS SPACED AT 20' CENTERS AS MEASURED PARALLEL TO CENTERLINE OF PAVEMENT. NO DIAGONALS SHORTER THAN 18'.

DIAGONAL LINES

- SYMBOLS**
- Yellow stripe
 - White stripe
 - One-way amber marker
 - One-way crystal marker
 - Two-way amber marker

ALL DIMENSIONS ARE IN INCHES UNLESS OTHERWISE SHOWN.

| | | | |
|--|-------------------------------|------------|-----------|
| FILE NAME = | USER NAME = harbaughrd | DESIGNED - | REVISED - |
| et:\pw\work\p\dot\harbaughrd\0349109\dgn | | DRAWN - | REVISED - |
| | PLOT SCALE = 100.0000' / 1in. | CHECKED - | REVISED - |
| \$MODELNAME\$ | PLOT DATE = 1/31/2014 | DATE - | REVISED - |

STATE OF ILLINOIS
DEPARTMENT OF TRANSPORTATION

MISCELLANEOUS DETAILS

SCALE: NA SHEET 1 OF 1 SHEETS STA. TO STA.

| F.A.U. RTE. | SECTION | COUNTY | TOTAL SHEETS | SHEET NO. |
|---------------------------|-------------|---------|--------------|-----------|
| 8956 | (59,60)RS-2 | MADISON | 27 | 27 |
| CONTRACT NO. 76G60 | | | | |
| ILLINOIS FED. AID PROJECT | | | | |