Notes:
Space reinforcement in cap to miss anchor bolts.
Pour steps monolithically with cap.
For details of piles, see sheet 23 of 29.
For details of Bar Splices, see sheet 24 of 29.
Pile at centerline roadway shall be installed during Stage I construction to avoid conflict with new Stage I deck.

PILE DATA

Type: HP14x73
Nominal Required Bearing: 578 kips
Factored Resistance Available: 318 kips
Est. Length: *
No. Production Piles: 11
No. Test Piles: 0

*Varies, 28.3'± at East Pile, 34.3'± at West Pile

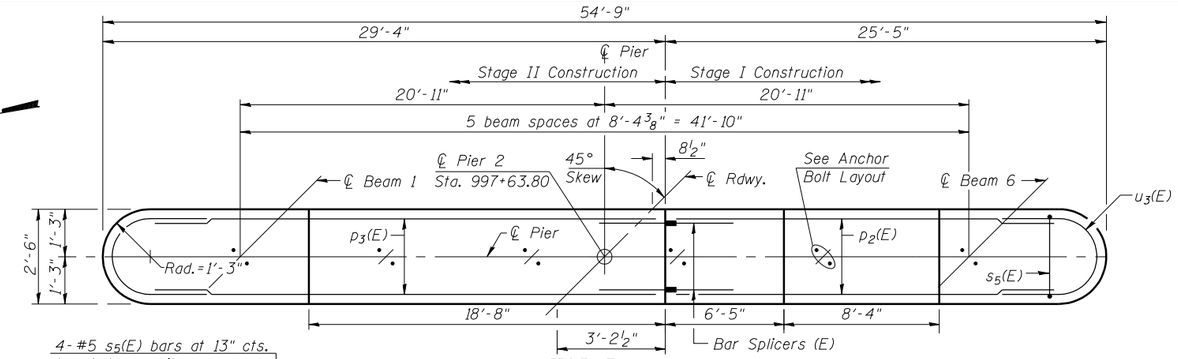

TOP PLAN

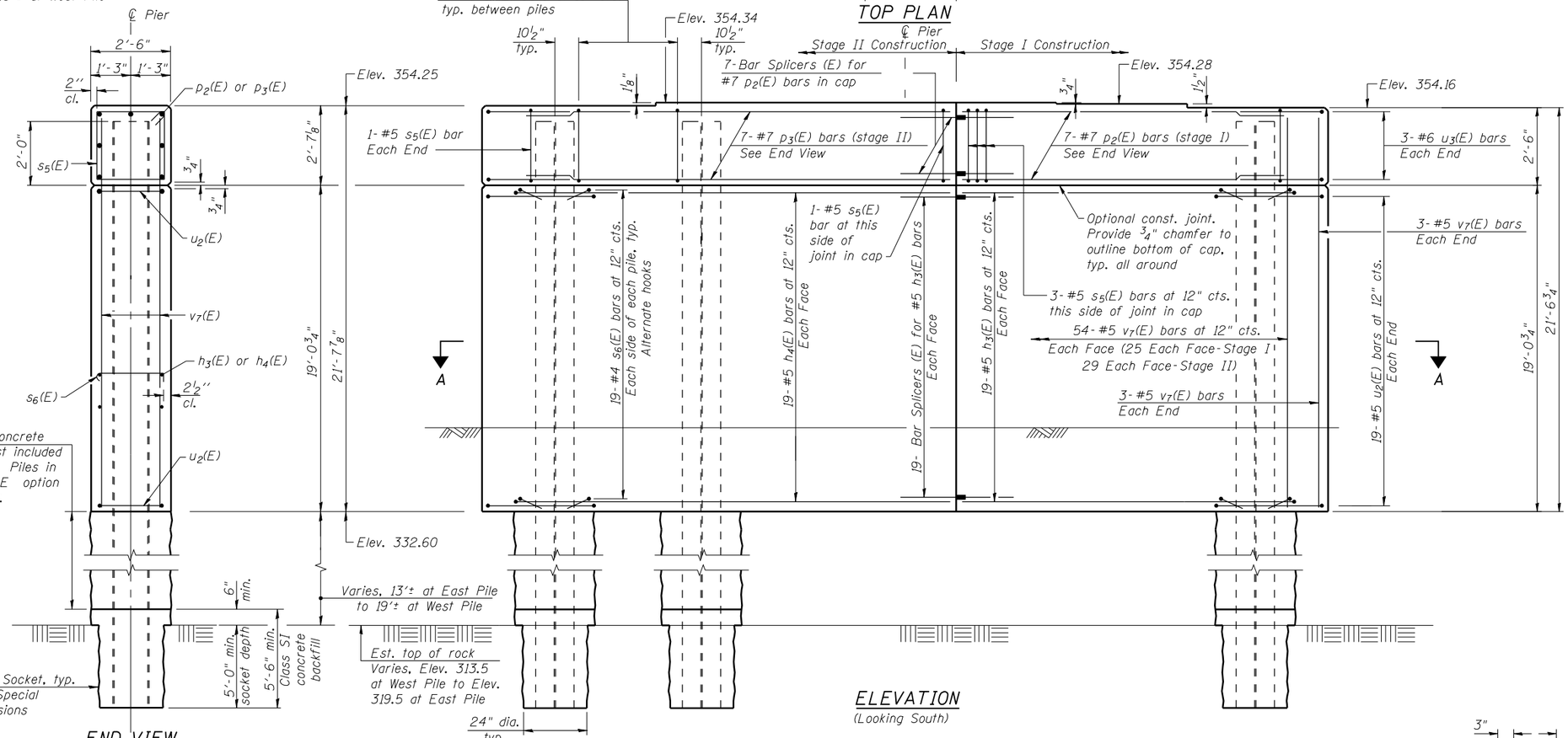

ELEVATION
(Looking South)

END VIEW

BILL OF MATERIAL

Bar	No.	Size	Length	Shape
$h_3(E)$	38	#5	25'-1"	
$h_4(E)$	38	#5	28'-8"	
$p_2(E)$	7	#7	24'-5"	
$p_3(E)$	7	#7	28'-0"	
$s_5(E)$	42	#5	9'-7"	
$s_6(E)$	418	#4	3'-2"	
$u_2(E)$	38	#5	9'-6"	
$u_3(E)$	6	#6	8'-5"	
$v_7(E)$	114	#5	21'-2"	
Cofferdam Excavation			Cu. Yd.	183
Cofferdam (Type 2) (Location-2)			Each	1
Concrete Structures			Cu. Yd.	108.8
Reinforcement Bars, Epoxy Coated			Pound	7160
Furnishing steel piles HP14x73			Foot	462
Setting Piles in Rock			Each	11

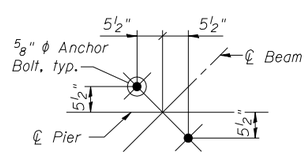

ANCHOR BOLT LAYOUT

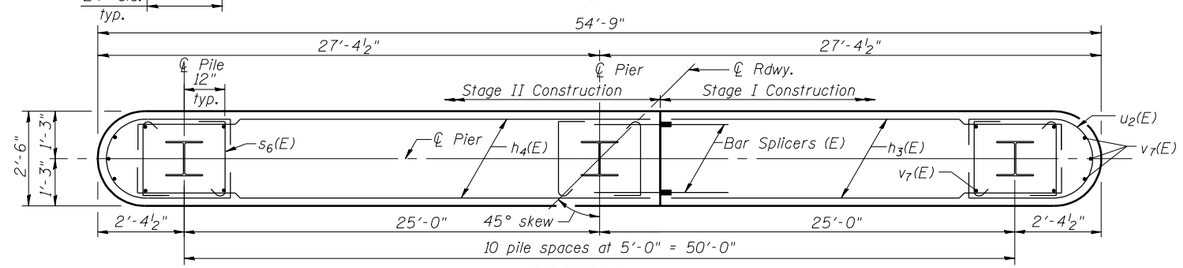

SECTION A-A

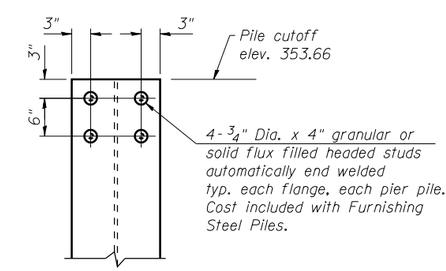

TOP OF PILE DETAIL

ESCA CONSULTANTS, INC.	USER NAME = koh	DESIGNED - SHL 07/13	REVISED -	STATE OF ILLINOIS DEPARTMENT OF TRANSPORTATION	PIER 2 STRUCUTRE NO. 035-0017
	ESCA PROJECT NO. 1035.03	CHECKED - RDP 09/13	REVISED -		
	PLOT SCALE = 0:2 ':' / IN.	DRAWN - KAH 07/13	REVISED -		
	PLOT DATE = 1/22/2014 5:24:00 PM	CHECKED - SHL 08/13	REVISED -		SHEET NO. 21 OF 29 SHEETS

F.A.P. RTE.	SECTION	COUNTY	TOTAL SHEETS	SHEET NO.
782	115B-1	HARDIN	70	44
		CONTRACT NO. 78263		
		ILLINOIS FED. AID PROJECT		

PRINT DRIVER = IDOT.E.B.dwl
PEN TABLE = IDOT-VERDZ.tbl
PLOT SCALE = 1.000000
FILE NAME = 8350817-78263-21-Pier2.dgn