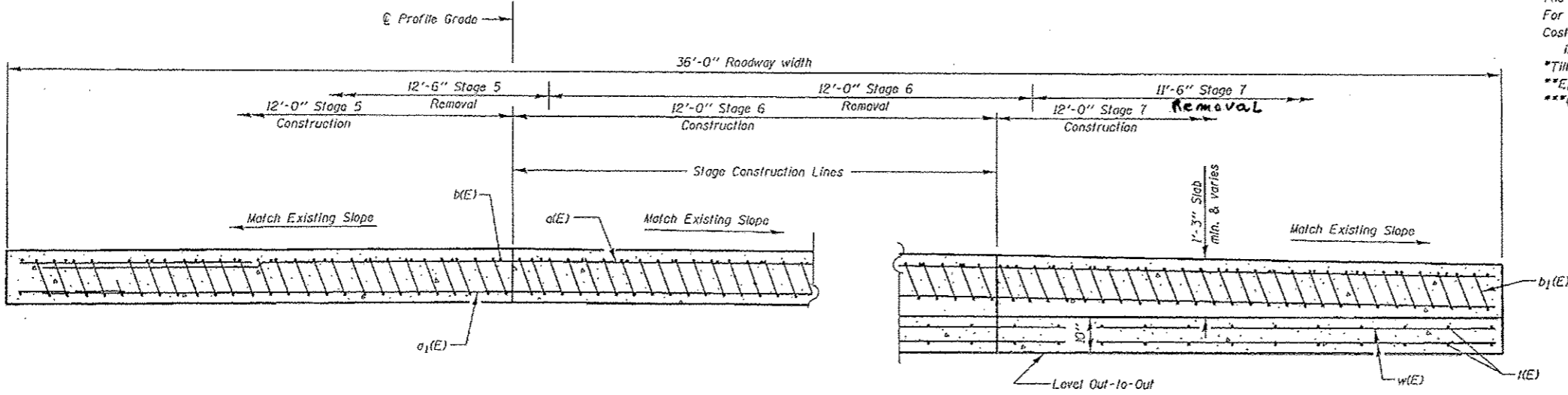


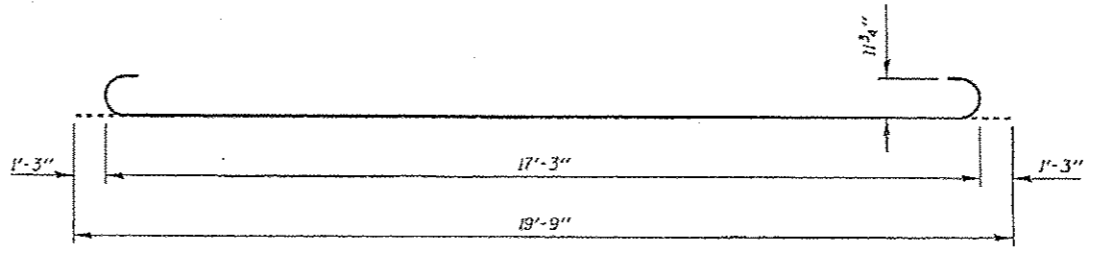
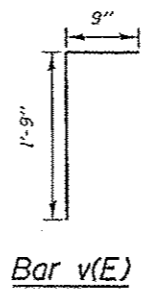
SECTION C-C

Notes:  
 See sheet 3 of 7 for Detail A.  
 Approach slab concrete shall be paid for as Concrete Superstructure.  
 Approach footing concrete shall be paid for as Concrete Structures.  
 Reinforcement shall be paid for as Reinforcement Bars, Epoxy Coated.  
 The approach footing maximum applied service bearing pressure (Qmax) = 2.0 ksf.  
 For bar splicer details, see sheet 7 of 7.  
 Cost of removal of existing concrete caps and tops of creosoted timber piles included in Concrete Structures.  
 \*III #9 b<sub>1</sub>(E) bars as required to maintain clearance.  
 \*\*Epoxy grout v(E) bars in 9" min holes according to Article 584 of the Standard Specs.  
 \*\*\*Cast included with Concrete Superstructure.



SECTION D-D (LOOKING NORTH)

(See Plan for dimensions not shown)



TWO APPROACHES  
 BILL OF MATERIAL

Bar	No.	Size	Length	Shape
a(E)	102	#4	11'-8"	—
a <sub>1</sub> (E)	186	#5	11'-8"	—
b(E)	66	#4	19'-8"	—
b <sub>1</sub> (E)	174	#9	19'-9"	—
k(E)	78	#4	9'-8"	—
v(E)	78	#5	2'-6"	—
w(E)	120	#5	11'-8"	—
Concrete Superstructure			Cu. Yd.	82.9
Concrete Structures			Cu. Yd.	22.2
Reinforcement Bars, Epoxy Coated			Pound	17780

(Sheet 2 of 2)