































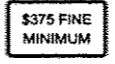


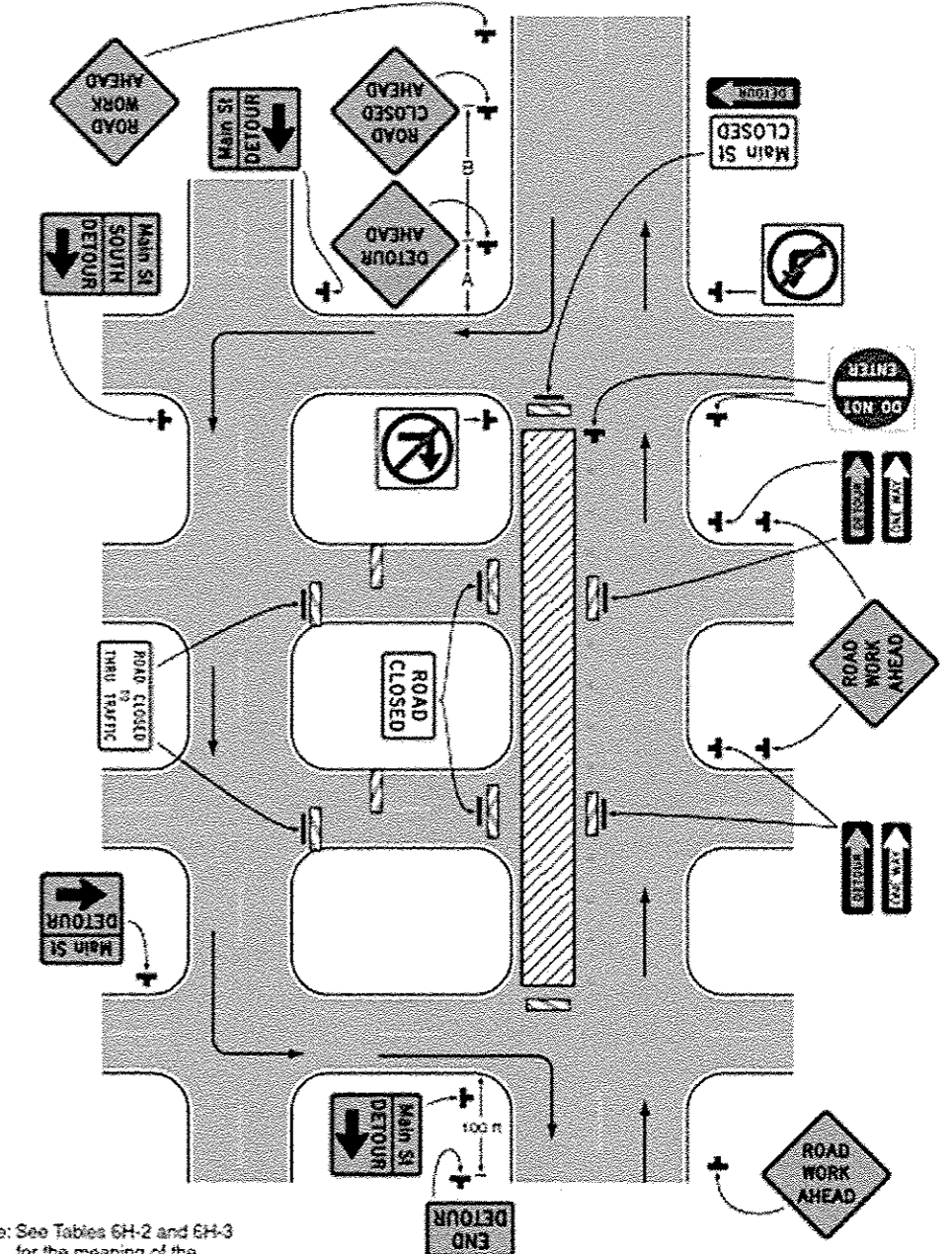
MUTCD CODE	DIMENSIONS	MUTCD CODE	DIMENSIONS	MUTCD CODE	DIMENSIONS
	R1-1	36 X 36		M3-4	24 X 12
	R1-3P	18 X 6		M4-8	24 X 12
	R3-1	36 X 36		M4-8A	24 X 18
	R3-2	36 X 36		M5-1L	21 X 15
	R3-7L	36 X 36		M5-1R	21 X 15
	R3-7R	36 X 36		M6-1L	21 X 15
	R5-1	36 X 36		M6-1R	21 X 15
	R6-1L	54 X 18		M6-3	21 X 15
	R6-1R	54 X 18		W3-1	36 X 36
	R11-2	48 X 30		W4-2L	36 X 36
	R11-4	60 X 30		W9-3L	36 X 36
	M1-5	24 X 24		W20-1	36 X 36
	M3-1	24 X 12		W20-2	36 X 36
	M3-2	24 X 12		W20-3	36 X 36
	D3-1	VARIES X 18			
	W21-1115(O)	36 X 18			
	R2-1	36 X 48			
	R10-1108P	36 X 18			
	R2-1106P	36 X 18			

NOTES:

- 1.) ALL M-SERIES, W-SERIES, AND D-SERIES TEMPORARY WARNING AND GUIDE SIGNS SHALL HAVE A BLACK LEGEND AND BORDER ON AN ORANGE BACKGROUND.
- 2.) ALL R-SERIES REGULATORY SIGNS SHALL BE IN ACCORDANCE WITH STANDARD MUTCD GUIDELINES FOR REGULATORY SIGNS IN TABLE 2A-5 AND CHAPTER 2B.

MUTCD TYPICAL APPLICATION 19

Figure 6H-19. Detour for One Travel Direction (TA-19)



Note: See Tables 6H-2 and 6H-3 for the meaning of the symbols and/or letter codes used in this figure.

Typical Application 19