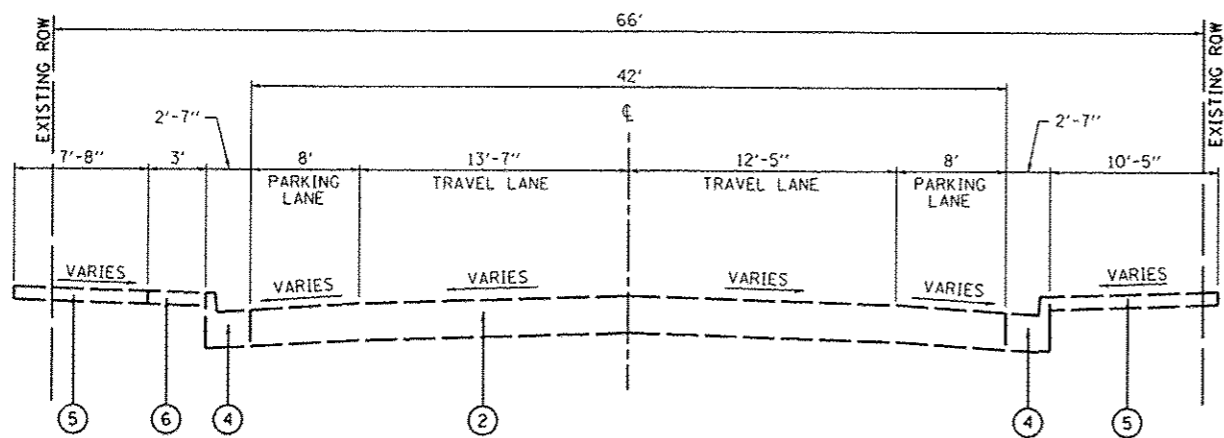
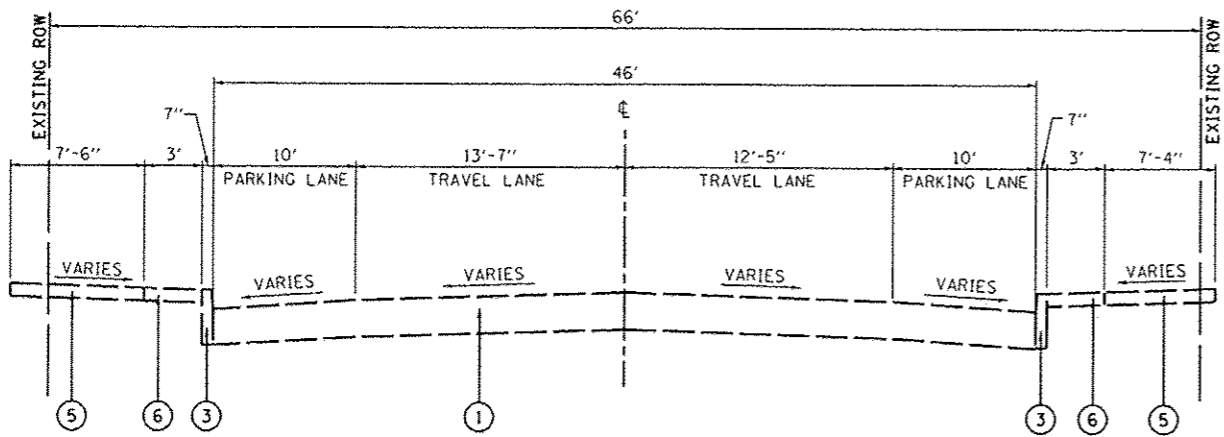


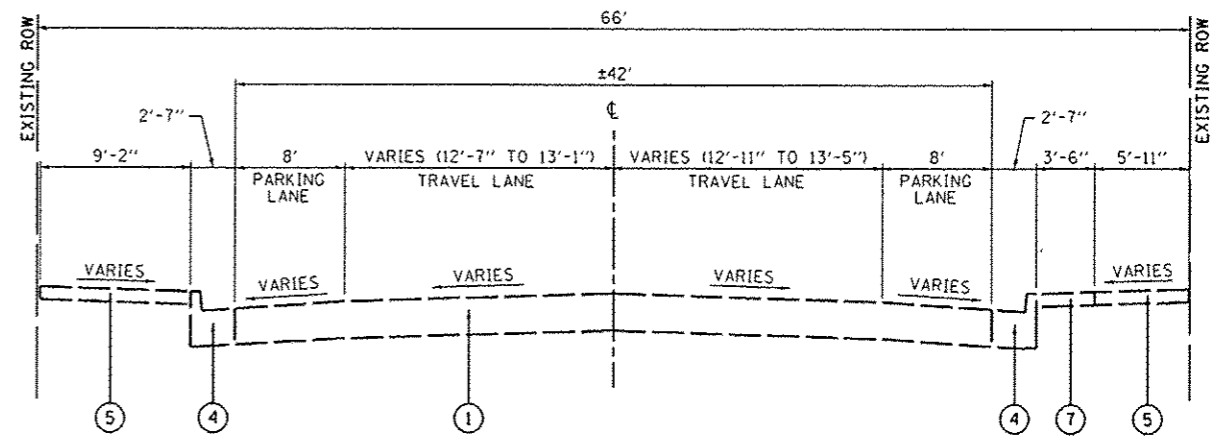
EXISTING TYPICAL SECTION
(NOT TO SCALE)
STA. 108+12.30 TO STA. 109+18.65



EXISTING TYPICAL SECTION
(NOT TO SCALE)
STA. 108+03.00 TO STA. 108+12.30



EXISTING TYPICAL SECTION
(NOT TO SCALE)
STA. 107+82.02 TO STA. 108+03.00



EXISTING TYPICAL SECTION
(NOT TO SCALE)
STA. 109+18.65 TO STA. 110+55.00

TYPICAL SECTION LEGEND

- ① EXISTING HOT-MIX ASPHALT / OIL AND CHIP PAVEMENT
- ② EXISTING OIL AND CHIP PAVEMENT
- ③ EXISTING CONCRETE CURB, TYPE B-6
- ④ EXISTING COMBINATION CONCRETE CURB AND GUTTER, TYPE B-6.24
- ⑤ EXISTING PORTLAND CEMENT CONCRETE SIDEWALK, 4 INCH
- ⑥ EXISTING PORTLAND CEMENT CONCRETE SIDEWALK, 4 INCH SPECIAL (BRICK PATTERN)
- ⑦ EXISTING LAWN AREA
- ⑧ PROPOSED HOT-MIX ASPHALT SURFACE COURSE, MIX "C", N70, 2"
- ⑨ PROPOSED HOT-MIX ASPHALT BINDER COURSE, IL-19.0, N70, 6"
- ⑩ PROPOSED SUBBASE GRANULAR MATERIAL, TYPE A 12"
- ⑪ PROPOSED COMBINATION CONCRETE CURB AND GUTTER, TYPE B-6.12
- ⑫ PROPOSED PORTLAND CEMENT CONCRETE SIDEWALK, 4 INCH
- ⑬ PROPOSED PORTLAND CEMENT CONCRETE SIDEWALK 4 INCH, SPECIAL

TYPICAL SECTION NOTES

- ① STA. 107+82.02 LT TO STA. 108+20.00 LT CROSS SLOPE TRANSITIONS FROM -3.5% TO -2.0%
STA. 108+50.00 LT TO STA. 108+75.00 LT CROSS SLOPE TRANSITIONS FROM -2.0% TO -4.0%
- ② STA. 107+82.02 RT TO STA. 108+20.00 RT CROSS SLOPE TRANSITIONS FROM -4.5% TO -2.0%
STA. 108+90.00 RT TO STA. 109+20.00 RT CROSS SLOPE TRANSITIONS FROM -2.0% TO -4.0%
- ③ STA. 107+82.02 LT TO STA. 108+15 LT PARKING LANE TRANSITIONS FROM 11' TO 8'

STA. 107+82.02 RT TO STA. 108+10 RT PARKING LANE TRANSITIONS FROM 9'-6" TO 8'

STA. 110+22.57 LT TO STA. 110+37.50 LT PARKING LANE TRANSITIONS FROM 8' TO 9'-6"
- ④ STA. 110+41.83 LT TO STA. 110+45.00 LT PARKING LANE TRANSITIONS FROM 9'-6" TO 10'-2"
STA. 110+41.83 RT TO STA. 110+45.00 RT PARKING LANE TRANSITIONS FROM 8' TO 8'-4"
- ⑤ SEE REMOVAL PLAN SHEET FOR EXISTING PAVEMENT THICKNESSES.

FILE NAME = 08260591.003-ahs-typical.dgn
USER NAME = default
PLOT TIME = 7:43:02 AM
PLOT SCALE = 48.0000 / IN.
PLOT DATE = 1/28/2014

DESIGNED -
DRAWN -
CHECKED -
DATE -
REVISED -
REVISED -
REVISED -
REVISED -

STATE OF ILLINOIS
DEPARTMENT OF TRANSPORTATION

TYPICAL SECTIONS

SCALE: SHEET 1 OF 2 SHEETS STA. TO STA.

F.A.U. RTE.	SECTION	COUNTY	TOTAL SHEETS	SHEET NO.
9393	11-00026-02-PV	MADISON	21	5
N. MAIN STREET RECONSTRUCTION			CONTRACT NO. 97550	
ILLINOIS FED. AID PROJECT				