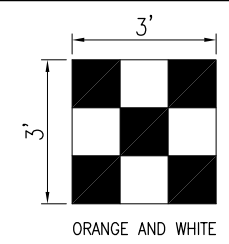
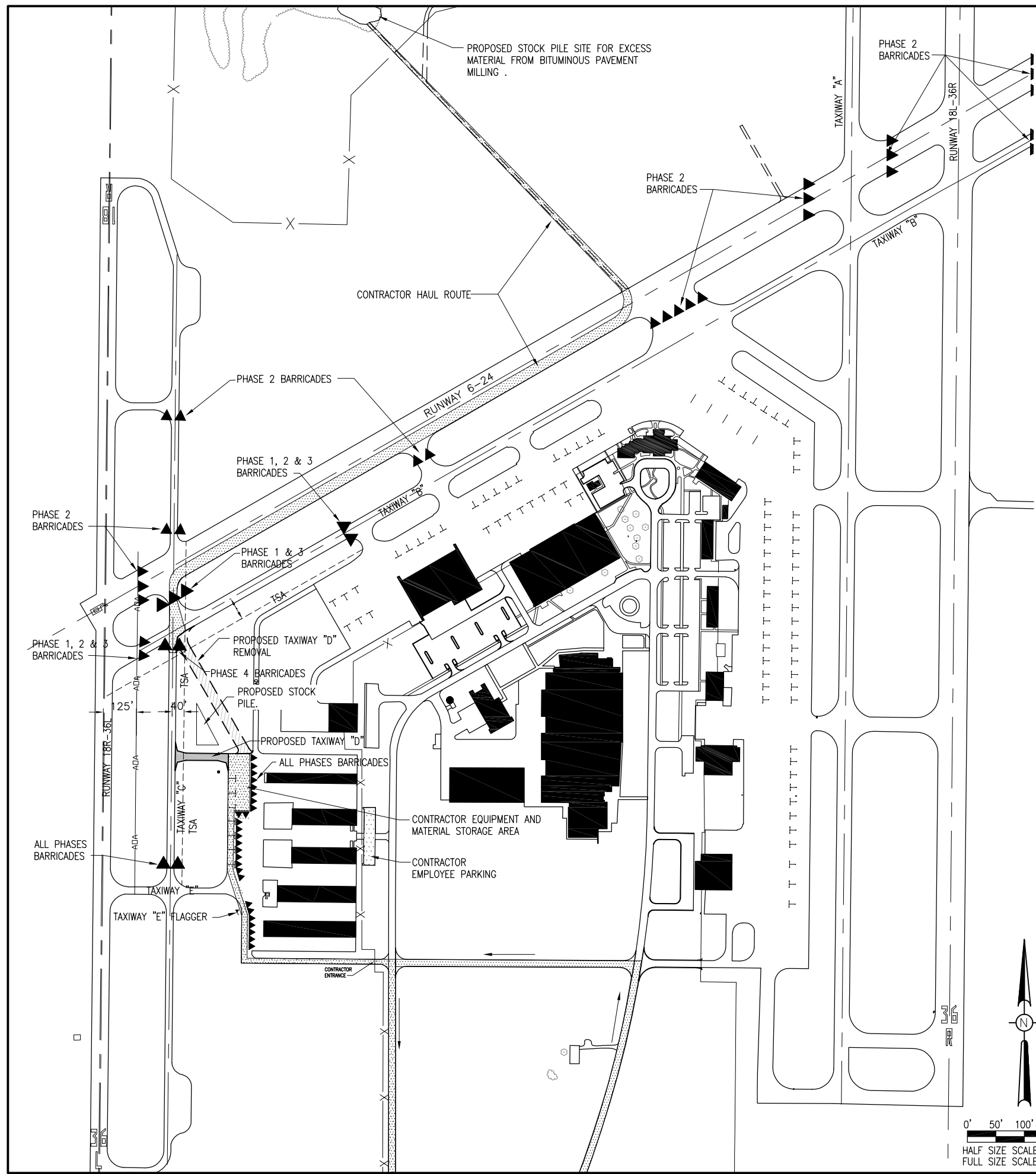


MAR 12, 2014 4:11 PM SCHUB01446
 p:\c\l\p\13008313A0083D\CAD\Airport\SheetC-101-EXST



ORANGE AND WHITE
CONSTRUCTION EQUIPMENT AND TRUCK SIGNAL FLAG
 "NOT TO SCALE"

LEGEND

	EXISTING IMPROVEMENTS
	PROPOSED REMOVALS
	PROPOSED IMPROVEMENTS
	EXISTING BUILDINGS
	PROPOSED HAUL ROUTE AND EQUIPMENT PARKING
	PROPOSED BARRICADES/TRAFFIC CONES

WHILE ON THE AIRPORT SITE, THE CONTRACTOR'S VEHICLES ARE TO BE PROPERLY MARKED. THE MARKINGS SHALL CONSIST OF A 3 FOOT SQUARE FLAG CONSISTING OF A CHECKERED PATTERN OF INTERNATIONAL ORANGE AND WHITE SQUARES (SEE DETAIL THIS SHEET) DISPLAYED IN FULL VIEW ABOVE THE VEHICLE.

SEQUENCE OF CONSTRUCTION

- PHASE 1 - DURATION: 2 DAYS
 CLOSE TAXIWAY C NORTH OF TAXIWAY E TO HOLD SHORT LINE FOR RUNWAY 6/24. CLOSE TAXIWAY B FROM THE WEST CONNECTOR FOR THE HANGAR 6 RAMP TO THE HOLD SHORT LINE FOR RUNWAY 18R-36L. SAW CUT THE NORTH END OF TAXIWAY D AND BEGIN LIGHT REMOVAL WITHIN THE TAXIWAY SAFETY AREA. EXCAVATE THE EARTH NECESSARY FOR THE CONSTRUCTION OF THE NEW TAXIWAY AND STOCK PILE FOR USE IN THE TAXIWAY REMOVAL AREA. FINE GRADE NEW TAXIWAY SUBGRADE. SIMULTANEOUS WORKS ITEMS TO INCLUDE ELECTRICAL AND DRAINAGE.
- PHASE 2 - DURATION: 1 DAY
 CLOSE RUNWAY 6/24 AS REQUIRED. REMOVE TAXIWAY D AND PLACE MILLINGS AS BASE COURSE FOR THE NEW TAXIWAY. HAUL EXCESS MILLINGS AND AGGREGATE BASE NOT NEEDED FOR TAXIWAY CONSTRUCTION TO DISPOSAL AREA. CLEAN RUNWAY 6/24 AND REOPEN. SIMULTANEOUS WORKS ITEMS TO INCLUDE ELECTRICAL AND DRAINAGE.
- PHASE 3 - DURATION: 1 DAY
 COMPLETE ELECTRICAL, PAVEMENT MARKING REMOVAL AND GRADING ITEMS IN THE TAXIWAY SAFETY AREA OF TAXIWAY B. CLEAN TAXIWAY B AND REOPEN TO AIRCRAFT TRAFFIC.
- PHASE 4 - DURATION: REMAINDER OF PROJECT
 COMPLETE PROJECT. CONTRACTOR WILL BE ALLOWED ONE DAY TO RE-CLOSE TAXIWAY B TO COMPLETE SEEDING AND MARKING ITEMS DURING THIS PHASE.

CONTRACTOR'S ACCESS SHALL BE AS FOLLOWS:

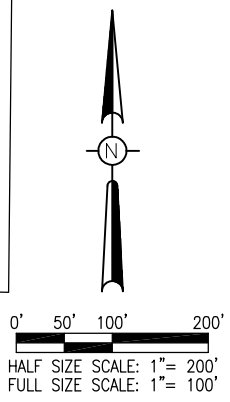
- A. THE CONTRACTOR'S ACCESS TO THE WORK SHALL BE THROUGH THE WEST ACCESS GATE (2A), AS SHOWN. THE CONTRACTOR SHALL BE PROVIDED WITH TWO (2) ACCESS CARDS THAT WILL BE RETURNED TO THE AIRPORT PRIOR TO PROJECT ACCEPTANCE.
- B. THE ACCESS GATE SHALL REMAIN IN NORMAL OPERATING MODE DURING WORK HOURS. WHEN THE CONTRACTOR'S ACTIVITIES REQUIRE THE GATE TO BE HELD OPEN CONTINUOUSLY, HE SHALL POST A COMPETENT SECURITY GUARD TO PREVENT UNAUTHORIZED ENTRIES. THE CONTRACTOR SHALL REPLACE ANY UNSATISFACTORY SECURITY GUARDS IF SO DIRECTED BY THE RESIDENT ENGINEER OR AIRPORT MANAGER.
- C. THE CONTRACTOR SHALL ENSURE THAT THE ELECTRIC ACCESS GATE IS CLOSED AND OPERATING PROPERLY PRIOR TO LEAVING THE SITE.
- D. ALL COSTS RELATING TO CONTRACTOR'S ACCESS AND SECURITY SHALL BE THE RESPONSIBILITY OF THE CONTRACTOR.
- E. THE CONTRACTOR SHALL STORE EQUIPMENT AND MATERIALS IN DESIGNATED AREAS AND IN SUCH A WAY AS NOT TO VIOLATE AIRPORT PART 77 SURFACES, OR RUNWAY AND TAXIWAY SAFETY.
- F. THE CONTRACTOR SHALL BE RESPONSIBLE FOR CLEANING ACTIVE AIRFIELD PAVEMENTS WHICH ARE CROSSED BY HIS VEHICLES ACCESSING THE WORK OR DEPARTING THE WORK IMMEDIATELY FOLLOWING SAID VEHICLE.
- G. UPON COMPLETION OF PROJECT, CONTRACTOR SHALL RESTORE THE LAYDOWN AREA TO PRE-CONSTRUCTION CONDITION AT NO ADDITIONAL EXPENSE TO THE PROJECT.

BARRICADES/TRAFFIC CONES

IT WILL BE THE CONTRACTOR'S RESPONSIBILITY TO PLACE AND MAINTAIN BARRICADES, TRAFFIC CONES, SIGNS AND OTHER TEMPORARY BARRIERS TO SEPARATE AIRCRAFT TRAFFIC AND CONSTRUCTION TRAFFIC. BARRICADES USED ON THE AIRFIELD WILL BE EQUIPPED WITH 20" SQUARE ORANGE FLAGS AND RED FLASHING LIGHTS. THE RESPONSIBILITY OF AND COST OF ERECTION, MAINTENANCE AND REMOVAL OF ALL TRAFFIC CONTROL MEASURES USED BY THE CONTRACTOR SHALL BE CONSIDERED AS PART OF PAY ITEM AR150530 TRAFFIC MAINTENANCE. COORDINATE ALL CLOSURES WITH RESIDENT ENGINEER.

NOTE:

THE ERECTION OF BARRICADES MAY BE WAIVED FOR CERTAIN PHASES AT THE DISCRETION OF THE AIRPORT MANAGER FOR OPERATIONS OF SHORT DURATION. IN NO CASE WILL OPEN HOLES BE ALLOWED TO REMAIN UNATTENDED WITHOUT ADEQUATE TRAFFIC CONTROL.



SOUTHERN ILLINOIS AIRPORT
MURPHYSBORO / CARBONDALE, ILLINOIS

REMOVE TAXIWAY D

IDA No: MDH-4304
 Contract No:
 SBG No: SBG-TBD

NO.	DATE	DESCRIPTION		
		LAY	DWN	REV

ISSUE: MARCH 07, 2014
 PROJECT NO: 13A0083D
 CAD FILE: 04-C-101-EXST.DWG
 LAYOUT BY: JSL 02/06/2012
 DRAWN BY: CWS 02/06/2012
 REVIEWED BY: JSL 03/05/2014
 © Copyright Hanson Professional Services Inc. 2014
 SHEET TITLE

CONSTRUCTION SEQUENCING PLAN