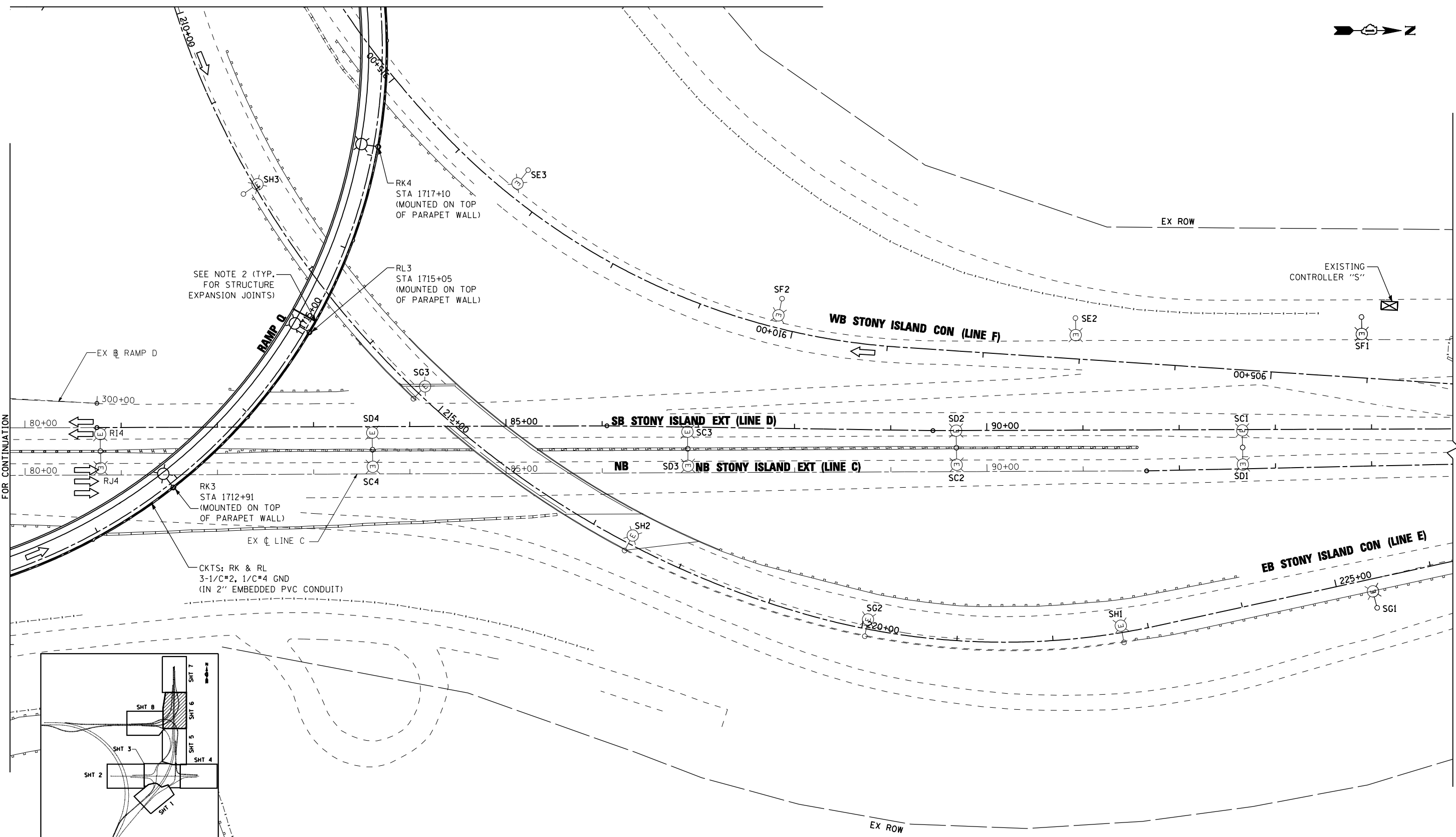


MATCHLINE "0" SEE SHEET E-14 FOR CONTINUATION



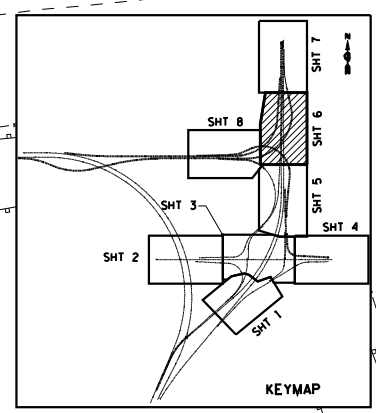
MATCHLINE "1" SEE SHEET E-12 FOR CONTINUATION



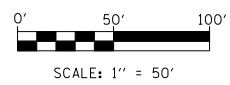
SEE NOTE 2 (TYP. FOR STRUCTURE EXPANSION JOINTS)

RK3 STA 1712+91 (MOUNTED ON TOP OF PARAPET WALL)

CKTS: RK & RL
3-1/C#2, 1/C#4 GND
(IN 2" EMBEDDED PVC CONDUIT)



- NOTES:**
- POLE SETBACK IS MEASURED FROM EDGE OF PAVEMENT TO CENTER OF POLE.
 - PROVIDE EXPANSION/DEFLECTION COUPLINGS AT ALL STRUCTURE EXPANSION JOINTS. REFER TO SHEET E-26 FOR DETAILS. THE COST OF THIS WORK IS INCLUDED IN THE PRICE OF THE CONDUIT EMBEDDED IN STRUCTURE.



EJM ENGINEERING, INC.
411 South Wells Street Suite 1000
Chicago, Illinois 60607

FILE NAME =	USER NAME = rswanson	DESIGNED - JL	REVISED -
		DRAWN - BKG	REVISED -
		CHECKED - MKR	REVISED -
		DATE - 12/07/2012	REVISED -
	PLOT SCALE = 50.0000' / IN.		
	PLOT DATE = 2/11/2013		

**STATE OF ILLINOIS
DEPARTMENT OF TRANSPORTATION**

**PROPOSED LIGHTING PLAN
STONY ISLAND EXTENSION**

SCALE: 1"=50' SHEET NO. 3 OF 4 SHEETS STA. 79+84 TO STA. 94+85

F.A.I. RTE.	SECTION	COUNTY	TOTAL SHEETS	SHEET NO.
94	2012-060-BR	COOK	285	150
CONTRACT NO. 60V61				
ILLINOIS FED. AID PROJECT				

E-13

S:\Projects\3810 Stony Island Feeder - BBA\Project Work\CADD Sheets\1168061-akt-light-13.dgn