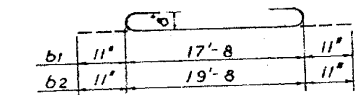


**BILL OF MATERIAL E. APPR.**

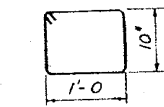
BAR	NO	SIZE	LENGTH	SHAPE
a1	66	#5	25'-7"	—
b1	80	#9	19'-6"	—
b2	20	#9	21'-6"	—
p	3	#3	25'-6"	—
s	20	#4	4'-5"	—

**BILL OF MATERIAL W. APPR.**

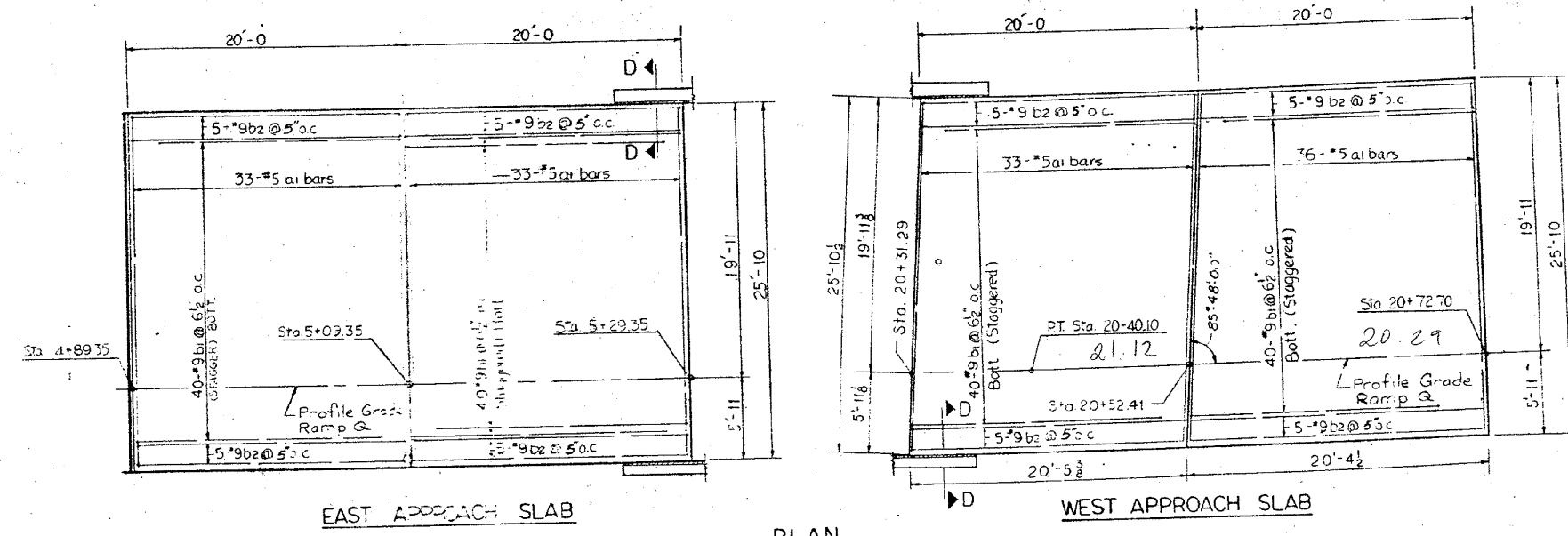
BAR	NO	SIZE	LENGTH	SHAPE
a1	69	#5	25'-7"	—
b1	80	#9	19'-6"	—
b2	20	#9	21'-6"	—
p	8	#8	25'-6"	—
s	20	#4	4'-5"	—



BAR b1 & b2



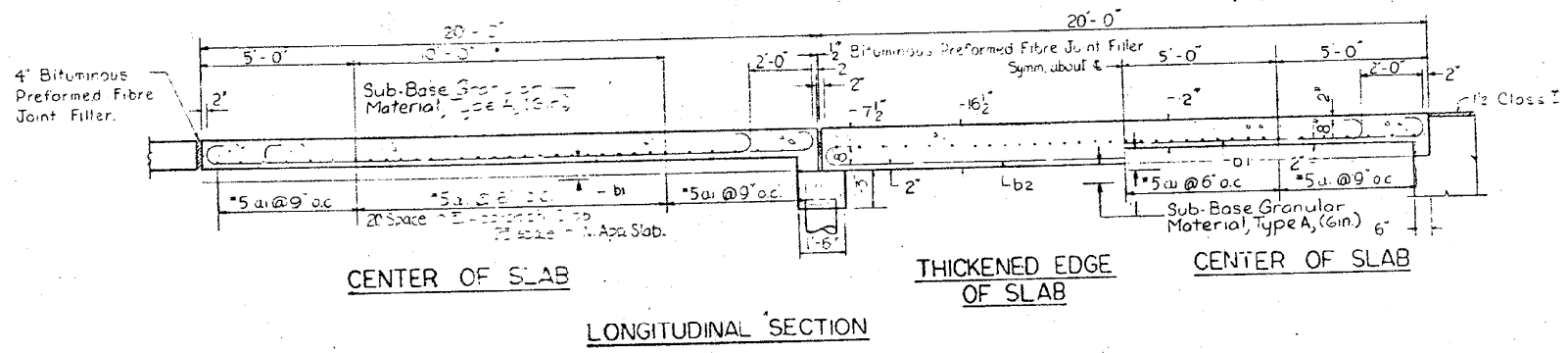
BAR S



EAST APPROACH SLAB

WEST APPROACH SLAB

PLAN



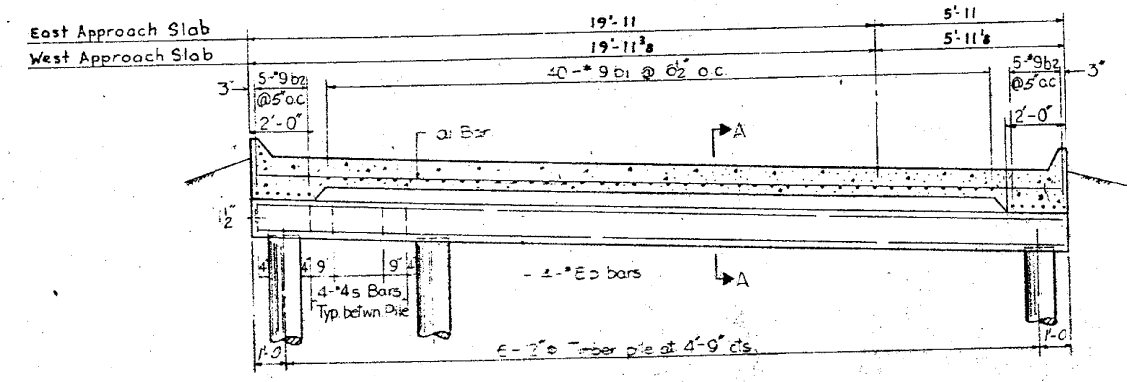
CENTER OF SLAB

THICKENED EDGE OF SLAB

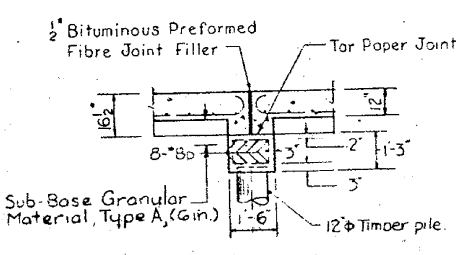
CENTER OF SLAB

LONGITUDINAL SECTION

SECTION D-D  
(Typical at End Post)



SECTION VIEW OF CONCRETE SLAB & CAP



SECTION A-A

\*\* FURNISHING CREOSOTED PILES - 12" DIA, 20.1' TO 38.0' LONG - 156 LIN. FT.

**NOTE:**

For PC Concrete Bridge Approach Shoulder Pavement Details See Sht. No. 66  
For Cross Slope Transition Details See Sht. No. 65  
Quantities shown on this sheet are included in Bill of Material on Sht. No. 10  
The Concrete cap will be paid for at the Contract unit price for Class X Concrete.

**DEPARTMENT OF HIGHWAYS**  
COOK COUNTY, ILLINOIS

GEORGE W. DURNE  
PRESIDENT BOARD OF COMMISSIONERS

**APPROACH SLAB PLAN AT ABUT. NO. 1 & 2**  
STONY ISLAND CONNECTOR TO FAI 94  
RAMP Q STRUCTURE

PROJECT: EBU 246 071  
SCALE: 1" = 10'-0"

KNOERLE, BENDER, STONE & ASSOCIATES INC.  
CONSULTING ENGINEERS  
CHICAGO, ILLINOIS

APPROVED: *[Signature]* 4-11-12  
CHIEF ENGINEER

FA Revis. No. 122  
COUNTY HWY Post. No. 174A  
Sheet No. 67  
Total Sheets 109  
Drawing No.

ESTIMATED QUANTITIES E. APPR.			ESTIMATED QUANTITIES W. APPR.		
ITEM	UNIT	TOTAL	ITEM	UNIT	TOTAL
REINFORCEMENT BARS	LB.	9269	REINFORCEMENT BARS	LB.	9211
PC CONC. PAVMT (16x24x16)	S.Y.	114.7	PC CONC. PAVMT (16x24x16)	S.Y.	115.8
FURNING CREOSOTED PILES	Lin. Ft.	48	FURNING CREOSOTED PILES	Lin. Ft.	156
DRIVING TIMBER PILES	Lin. Ft.	48	DRIVING TIMBER PILES	Lin. Ft.	156
SUB-BASE GRAN. MAT. TYPE A	S.Y.	111	SUB-BASE GRAN. MAT. TYPE A	S.Y.	112
PROTECTIVE COAT	S.Y.	120	PROTECTIVE COAT	S.Y.	121

REVISIONS		
DATE	BY	DESCRIPTION

2/27/11 PM

12/7/2012

SA:1072.05.CADD.S-Structure-1.SN 0162437.CADD Sheets\062437-60J12-002-FY19.dgn

**BOWMAN, BARRETT & ASSOCIATES INC.**  
CONSULTING ENGINEERS  
Chicago, Illinois  
312.228.0100  
www.bbainc.com

USER NAME =	DESIGNED -	REVISED -
PLOT SCALE =	CHECKED - BAK	REVISED -
PLOT DATE = 11/08/2012	DRAWN -	REVISED -
	CHECKED -	REVISED -

**STATE OF ILLINOIS**  
**DEPARTMENT OF TRANSPORTATION**

**EXISTING PLANS (FOR INFORMATION ONLY)**  
**STRUCTURE NO. 016-2437**

SHEET NO. S-82 OF S-83 SHEETS

F.A.I. RTE.	SECTION	COUNTY	TOTAL SHEETS	SHEET NO.
94	2012-060-BR	COOK	285	245
CONTRACT NO. 60V61				
ILLINOIS FED. AID PROJECT				