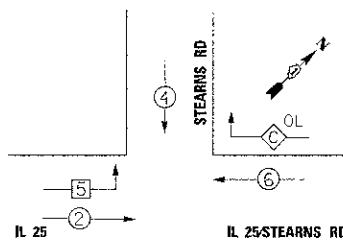


**TEMPORARY CONTROLLER SEQUENCE**



**LEGEND**

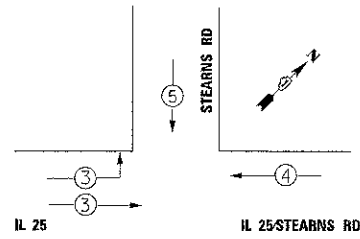
- ←\* DUAL ENTRY PHASE
- \* NUMBER REFERS TO ASSOCIATED PHASE
- ←\*OL OVERLAP
- ←◇ FREE-FLOW RIGHT TURN MOVEMENT TO BE ACTIVATED IN STAGE 1A-2 AND REMAIN ACTIVE THROUGH END OF PROJECT
- ←\* SINGLE ENTRY PHASE

**NOTE:**

THE TEMPORARY TRAFFIC SIGNAL CONTROLLER EQUIPMENT FOR THIS PROJECT SHALL BE "SIEMENS (EAGLE)" TO MATCH THE EXISTING ADJACENT SYSTEM.

**TEMPORARY PHASE DESIGNATION DIAGRAM STAGES 1A-1, 1A-2, & 2-1**

**TEMPORARY EMERGENCY VEHICLE PREEMPTION SEQUENCE**



EMERGENCY VEHICLE PREEMPTOR	3	4	5
MOVEMENT	↔	←	↓

**CONSTRUCTION NOTES:**

- ① THE CONTRACTOR SHALL MAINTAIN THE EXISTING SIGNAL SYSTEM INTERCONNECT DURING TEMPORARY SIGNAL OPERATION.
- ② BOTH SIGNAL HEADS ON THIS SPAN WIRE SHALL BE BAGGED AND DISABLED DURING STAGE 1A-1. AT THE START OF STAGE 1A-2, BOTH SIGNAL HEADS ON THIS SPAN WIRE SHALL BE UNBAGGED AND ACTIVATED AS A FREE-FLOW RIGHT TURN LANE, AND THE FREE-FLOW SHALL REMAIN IN OPERATION FOR THE REMAINDER OF THE PROJECT.

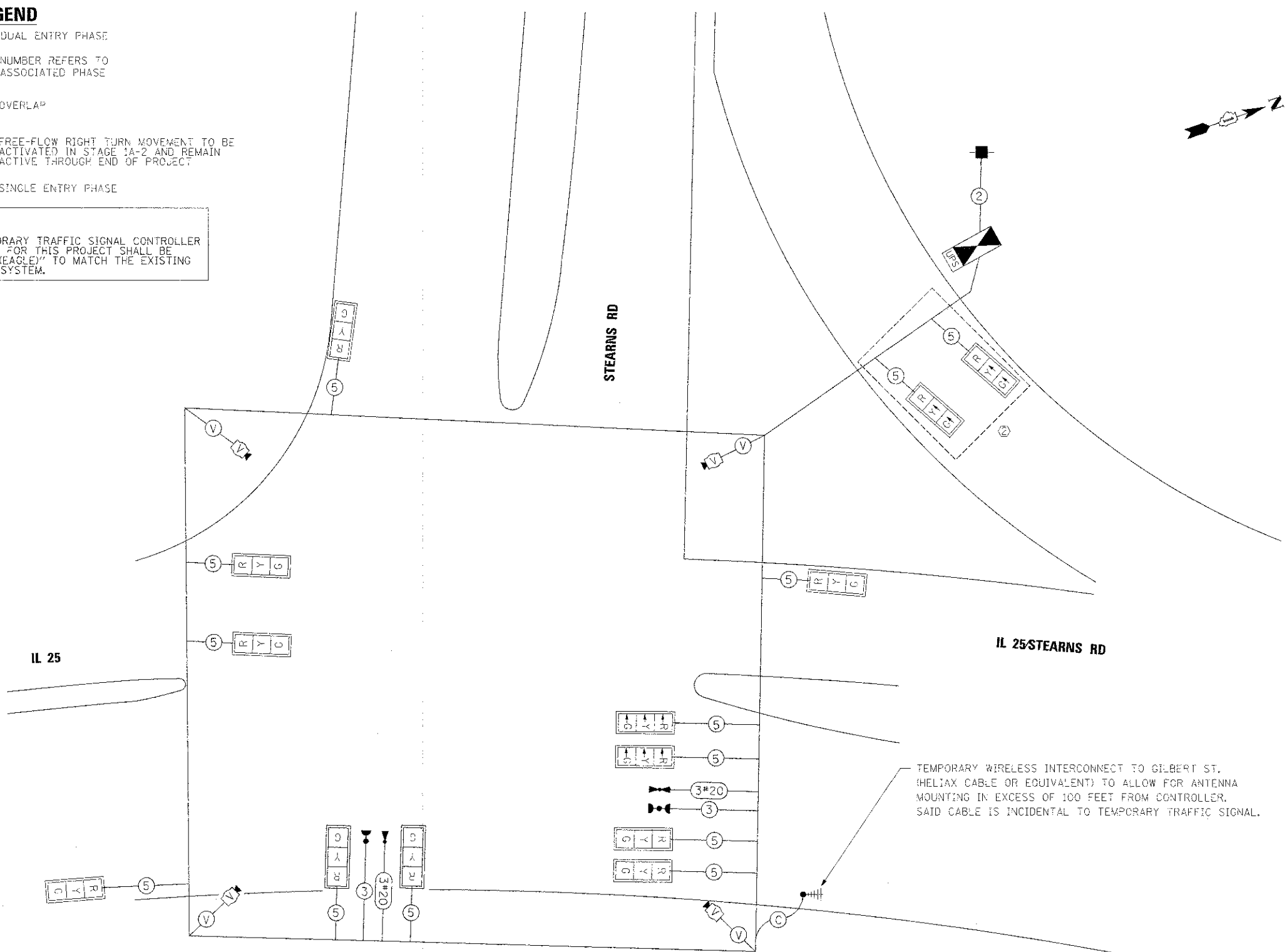
I.D.O.T. TRAFFIC SIGNAL INSTALLATION ELECTRICAL SERVICE REQUIREMENTS					TOTAL WATTAGE
TYPE	NO. LAMPS	WATTAGE		%OPERATION	
SIGNAL (RED)	11	-	17	0.50	93.50
(YELLOW)	11	-	25	0.25	68.75
(GREEN)	11	-	15	0.25	41.25
ARROW	-	-	12	0.10	-
PED. SIGNAL	-	-	25	1.00	-
CONTROLLER	1	-	100	1.00	100.00
FREE-FLOW ARROW	2	-	15	1.00	30.00
VIDEO SYSTEM	1	150	-	1.00	150.00
FLASHER					0.50

ENERGY COSTS TO: TOTAL = 483.50

**ILLINOIS DEPARTMENT OF TRANSPORTATION**

DIVISION OF HIGHWAY/DISTRICT 1  
201 WEST CENTER COURT/SCHAUMBURG, ILLINOIS 60196-1096

ENERGY SUPPLY CONTACT: MARTY RUBIN  
PHONE: (847) 608 2400  
COMPANY: COMED



**TEMPORARY CABLE PLAN**

TEMPORARY WIRELESS INTERCONNECT TO GILBERT ST. (HELIX CABLE OR EQUIVALENT) TO ALLOW FOR ANTENNA MOUNTING IN EXCESS OF 100 FEET FROM CONTROLLER. SAID CABLE IS INCIDENTAL TO TEMPORARY TRAFFIC SIGNAL.

FILE NAME =	DESIGNED - BC	REVISED -
...NDIG/98-ebt-11-25-01ns-temp-to-oad-to-stage	DRAWN - TMB	REVISED -
USER NAME = tolabk	CHECKED - MPM	REVISED -
PL01 DATE = 1/16/2013	DATE = 01/18/2013	REVISED -



**STATE OF ILLINOIS  
DIVISION OF TRANSPORTATION**

**TEMP CABLE PLAN, TEMP PHASE DESIGNATION DIAGRAM & TEMP EMERGENCY VEHICLE PREEMPTION SEQUENCE, IL 25/STEARNS RD AT STEARNS RD, STAGES 1A-1, 1A-2, & 2-1**

SCALE: 1"=20' SHEET NO. 7 OF 49 SHEETS STA. TO STA.

F.A.P. RTE.	SECTION	COUNTY	TOTAL SHEET NO.
361	06-00214-18-RP	KANE	451 / 218
			CONTRACT NO. 63598
ILLINOIS FED. AID PROJECT			