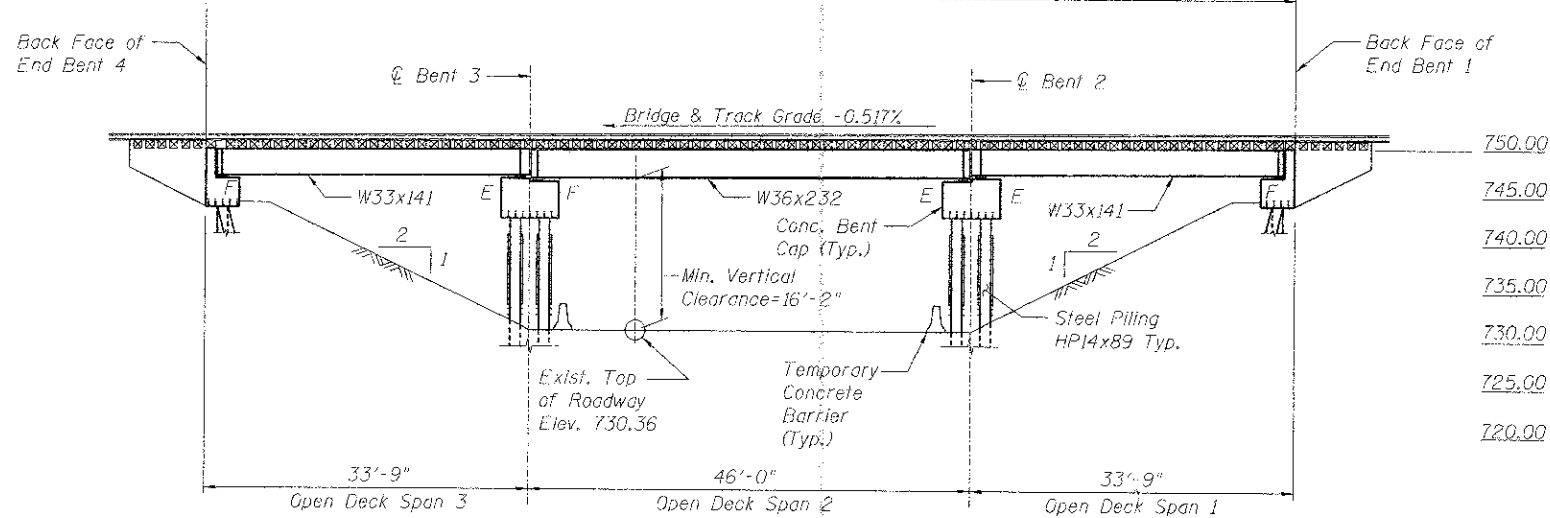


To Rockford

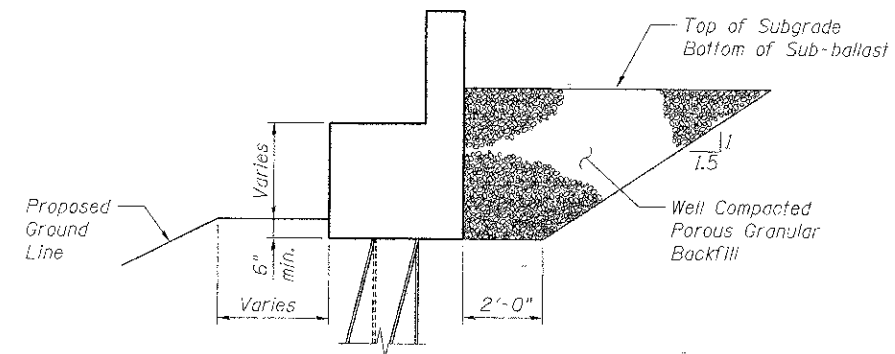
To West Chicago

Bridge Omission from Sta. 2000+13.70 to Sta. 2001+27.20

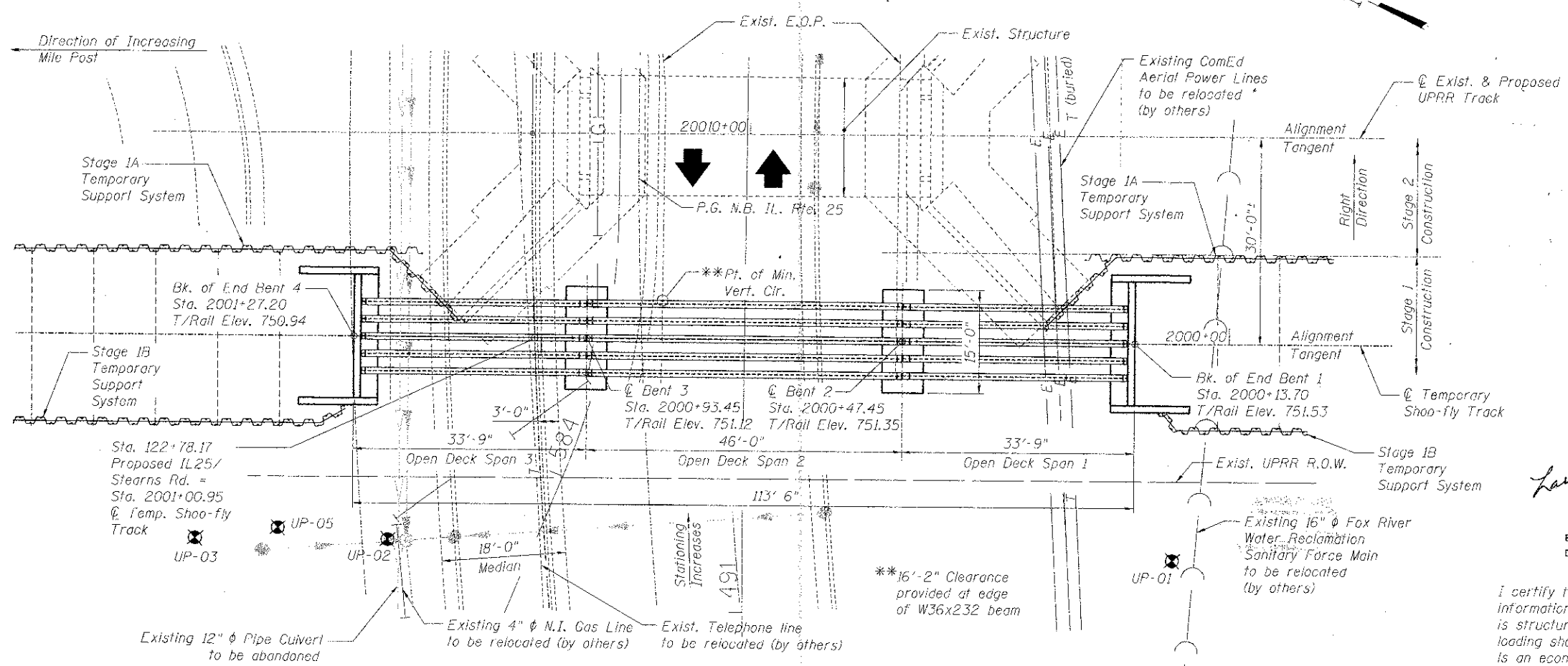


ELEVATION

(Walkway and handrail not shown for clarity)



SECTION AT END BENT



PLAN

Note: For Index of Drawings see Sheet UP-4.

LOADING COOPER E-80
IMPACT: Diesel Impact

DESIGN SPECIFICATIONS

2011 AREMA Specifications
Live Load Deflection: L/640
Temporary Shoo-fly Bridge
Design Speed: 30 m.p.h.

DESIGN STRESSES

FIELD UNITS

$f_c = 4,000$ psi
 $f_y = 60,000$ psi (Reinforcement)
 $f_y = 36,000$ psi (Structural Steel)

SEISMIC DATA

Seismic Performance Zone (SP2) = 1
Design Spectral Acceleration at 1.0 sec. (S_{D1}) = 0.089g
Design Spectral Acceleration at 0.2 sec. (S_{D5}) = 0.152g
Soil Site Class = D

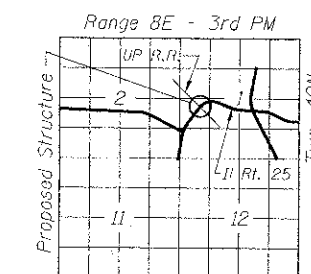
APPROVED
For Structural Adequacy Only
Larry R. Belisario
Professional Engineer
State of Illinois

LARRY R. BELISARIO
081-004910
LICENSED
STRUCTURAL
ENGINEER
STATE OF ILLINOIS

EXPIRATION DATE: 11-30-2014
DATE: 12-14-2012

LEGEND

\otimes Boring Location



LOCATION SKETCH

benesch
engineers · scientists · planners
Alfred Benesch & Company
205 North Michigan Avenue, Suite 2400
Chicago, Illinois 60601
312-565-0450 Job No. 10074

FILE NAME =	USER NAME = rgr/min	DESIGNED = JLS	REVISED =
Temp_Br..001.GPJ.dgn		CHECKED = LRB	REVISED =
	PLT SCALE =	DRAWN = RMG	REVISED =
	PLT DATE = 1/5/2013	CHECKED = LRB	REVISED =

STATE OF ILLINOIS
DEPARTMENT OF TRANSPORTATION

M.P. 37.71 BELVIDERE SUBDIVISION - TEMPORARY BRIDGE
GENERAL PLAN AND ELEVATION

F.A.P. RTE.	SECTION	COUNTY	TOTAL SHEET NO.
361	06-00214-18-RP	KANE	451 294
			CONTRACT NO. 63598

SHEET NO. UP-34 OF UP-52 SHEETS

ILLINOIS FED. AID PROJECT

X:\100000\10074\Engineering\Documents-Phase-1\11\SN.045.3168_UPRR_Br-bridge\PLANS\Temp-Br-001.GPJ.dgn 8:44:30 AM 1/5/2013