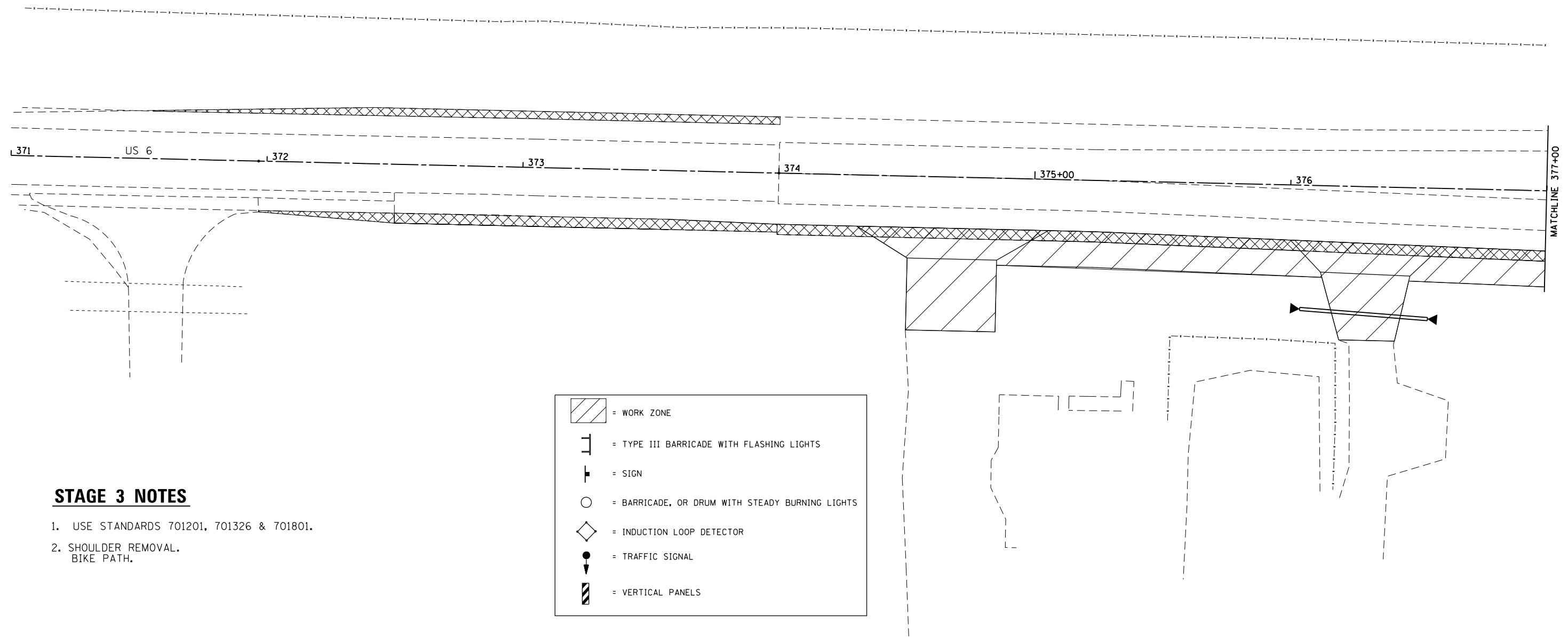









# STAGE 3



## STAGE 3 NOTES

1. USE STANDARDS 701201, 701326 & 701801.
2. SHOULDER REMOVAL.  
BIKE PATH.

	= WORK ZONE
	= TYPE III BARRICADE WITH FLASHING LIGHTS
	= SIGN
	= BARRICADE, OR DRUM WITH STEADY BURNING LIGHTS
	= INDUCTION LOOP DETECTOR
	= TRAFFIC SIGNAL
	= VERTICAL PANELS

FILE NAME =	USER NAME = renkesw	DESIGNED - _____	REVISED - _____
ct:\pw\work\p\dot\renkesw\dms36691\0205584-sht-stagimg.dgn		DRAWN - _____	REVISED - _____
Default	PLOT SCALE = 40.0000' / in.	CHECKED - _____	REVISED - _____
	PLOT DATE = Wed Dec 19 10:52:48 2012	DATE - _____	REVISED - _____

**STATE OF ILLINOIS  
DEPARTMENT OF TRANSPORTATION**

<b>US 6</b>			
<b>STAGE 3</b>			
SCALE: _____	SHEET _____	OF _____	SHEETS
STA. _____	TO STA. _____		

F.A.U. RTE. 5789	SECTION 40BR	COUNTY ROCK ISLAND	TOTAL SHEETS 225	SHEET NO. 80
ILLINOIS FED. AID PROJECT			CONTRACT NO. 64341	