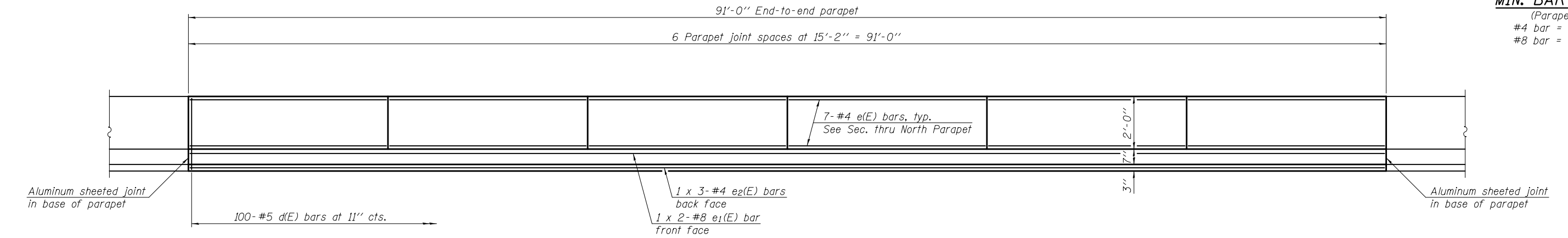
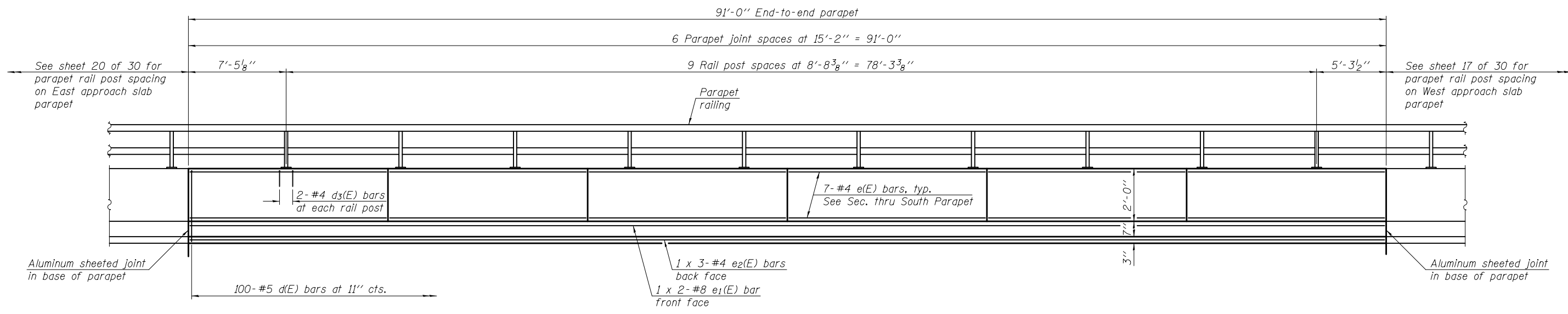


**MIN. BAR LAPS**

(Parapet)  
 #4 bar = 2'-0"  
 #8 bar = 5'-2"

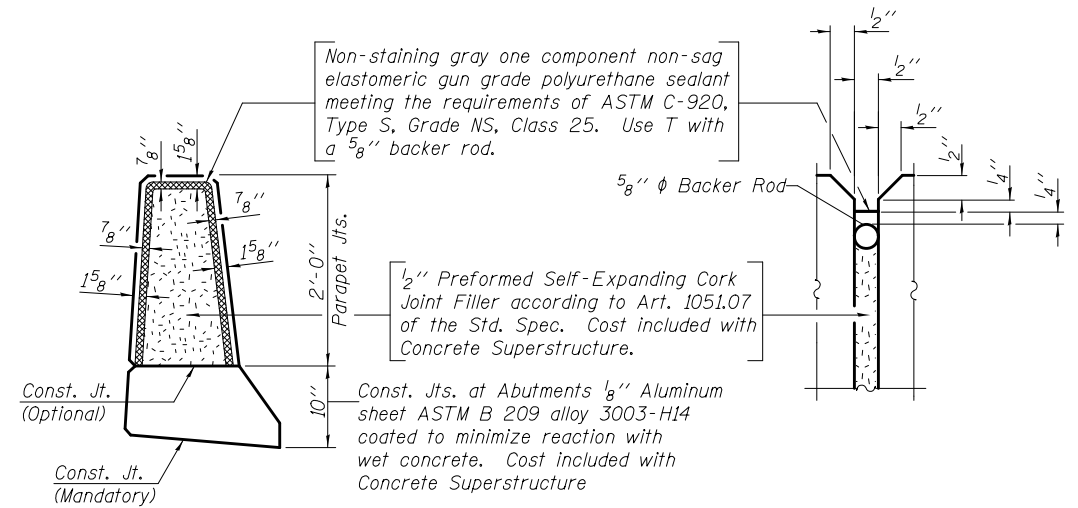


**INSIDE ELEVATION OF NORTH PARAPET**  
 (Looking North)

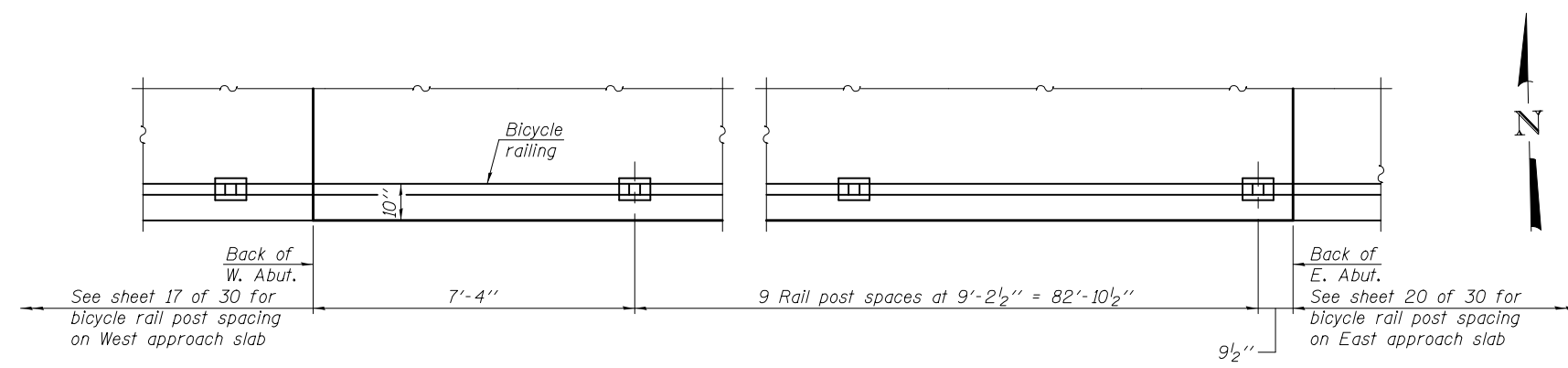


**INSIDE ELEVATION OF SOUTH PARAPET**  
 (Looking South)

Note:  
 See sheet 21 of 30 for bicycle and parapet railing details.



**PARAPET JOINT DETAILS**



**PARTIAL BICYCLE RAIL POST PLAN**  
 (at South edge of deck)



DESIGNED - STEPHEN M. RYAN	EXAMINED - <i>Joanne F. [Signature]</i>	DATE - MARCH 12, 2013	<b>STATE OF ILLINOIS DEPARTMENT OF TRANSPORTATION</b>	<b>SUPERSTRUCTURE DETAILS STRUCTURE NO. 081-0163</b>	F.A.U. RTE. 5789	SECTION 40 BR	COUNTY ROCK ISLAND	TOTAL SHEETS 225	SHEET NO. 132	
CHECKED - RAY AHANCHI	PASSED - <i>Carl [Signature]</i>	REVISED			CONTRACT NO. 64341					
DRAWN - MICHAEL B. MOSSMAN	ACTING ENGINEER OF BRIDGES AND STRUCTURES	REVISED			SHEET NO. 11 OF 30 SHEETS					
CHECKED - S.M.R. / G.R.A.					ILLINOIS FED. AID PROJECT					