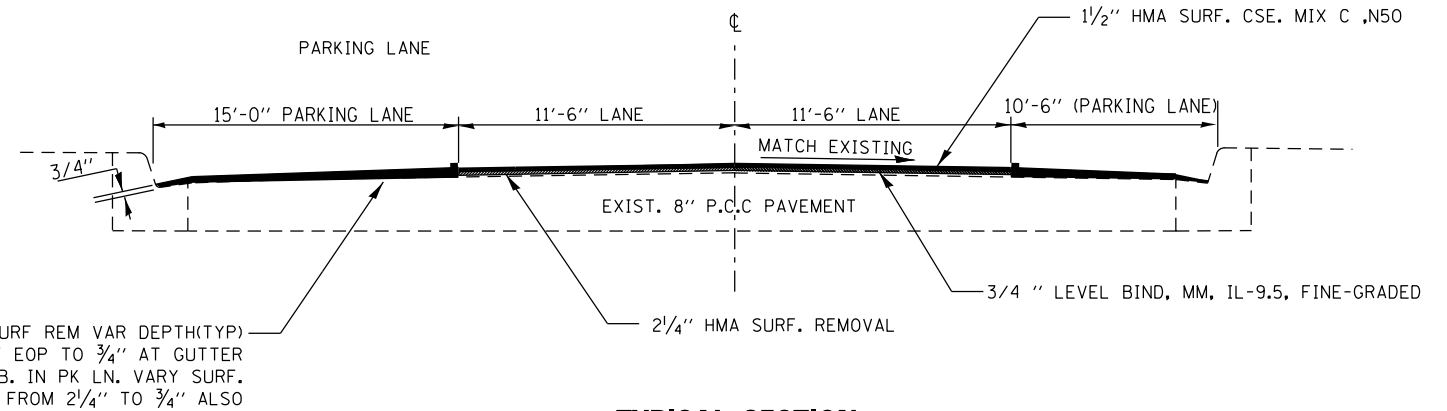
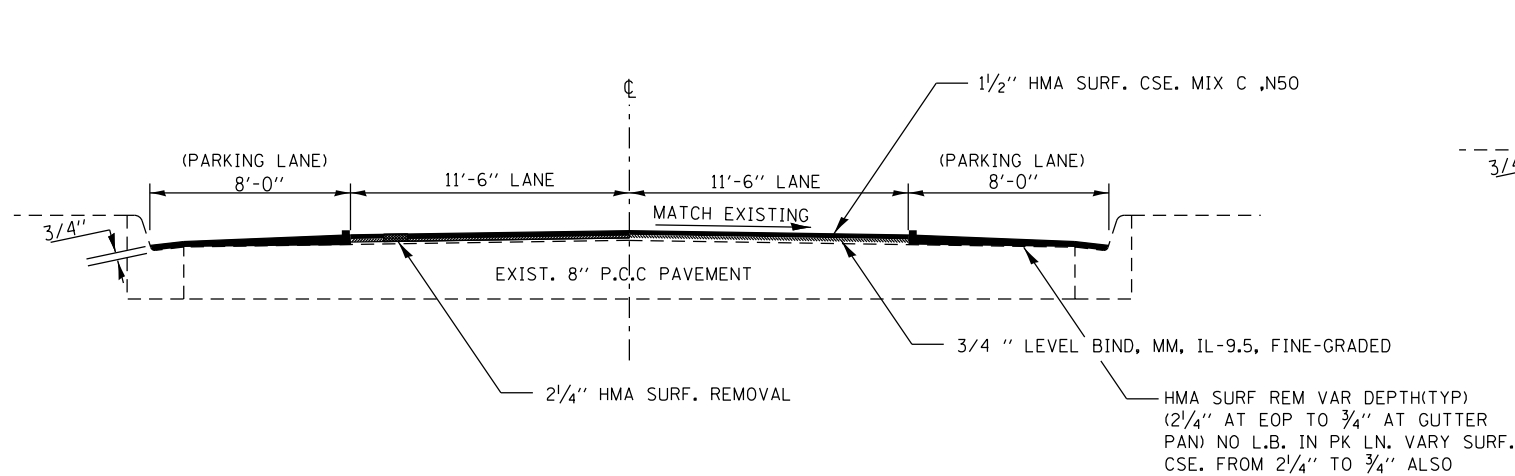


**TYPICAL SECTION**  
STA. 1421+00 TO STA. 1425+50  
(WEST STREET TO ARCH STREET)

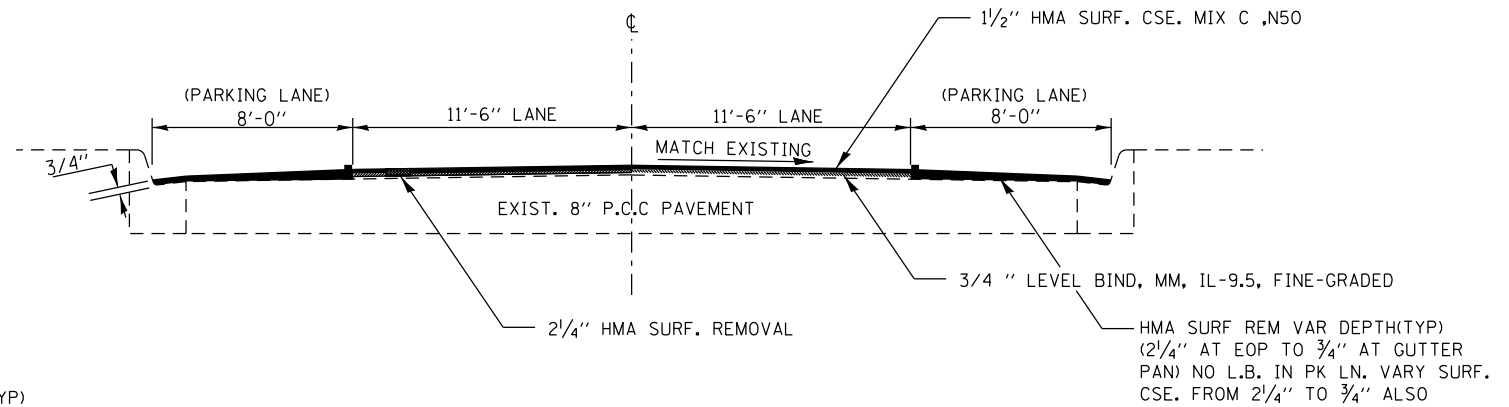


**TYPICAL SECTION**  
STA. 1431+50 TO STA. 1439+20  
(LOCUST STREET TO WEST SIDE OF RAILROAD TRACKS)

MIXTURES TABLE			
	HMA SURFACE	HMA LEVEL BINDER	HMA SHOULDERS
PG GRADE	PG64-22	PG64-22	PG64-22
DESIGN AIR VOIDS	4.0% @ N50	4.0% @ N50	2.0% @ N30
MIXTURE COMPOSITION	IL 9.5	IL 9.5FG	IL 19.0L
FRICTION AGGREGATE	MIXTURE C		
DENSITY TEST METHOD	OCP CORES	OCP CORES	CORES



**TYPICAL SECTION**  
STA. 1425+50 TO STA. 1431+50  
(ARCH STREET TO LOCUST STREET)



**TYPICAL SECTION**  
STA. 1439+68 TO STA. 1458+78  
(EAST SIDE OF RAILROAD TRACKS TO EAST END OF JOB)