

GENERAL NOTES

Fasteners shall be AASHTO M164 Type 1, mechanically galvanized bolts. Bolts 7/8" φ, holes 15/16" φ, unless otherwise noted.

No field welding is permitted except as specified in the contract documents.

Prior to pouring the new concrete deck, all heavy or loose rust, loose mill scale, and other loose or potentially detrimental foreign material shall be removed from the surfaces in contact with concrete. Tightly adhered paint may remain unless otherwise noted. Removal shall be accomplished by methods that will not damage the steel and the cost will be included in the pay item covering removal of the existing concrete.

As directed by the Engineer, existing construction accessories welded to the top flange of beams and girders shall be removed. The weld areas shall be ground flush and inspected for cracks using magnetic particle testing (MT) or dye penetrant testing (PT) by qualified personnel approved by the Engineer.

Any cracks that cannot be removed by grinding 1/4 inch deep shall be identified and reported to the Bureau of Bridges and Structures for further disposition. The cost of removing welded accessories, grinding and inspecting weld areas and grinding cracks will be paid for according to Article 109.04 of the Standard Specifications.

Plan dimensions and details relative to existing plans are subject to nominal construction variations. The Contractor shall field verify existing dimensions and details affecting new construction and make necessary approved adjustments prior to construction or ordering of materials. Such variations shall not be cause for additional compensation for a change in scope of the work, however, the Contractor will be paid for the quantity actually furnished at the unit price bid for the work.

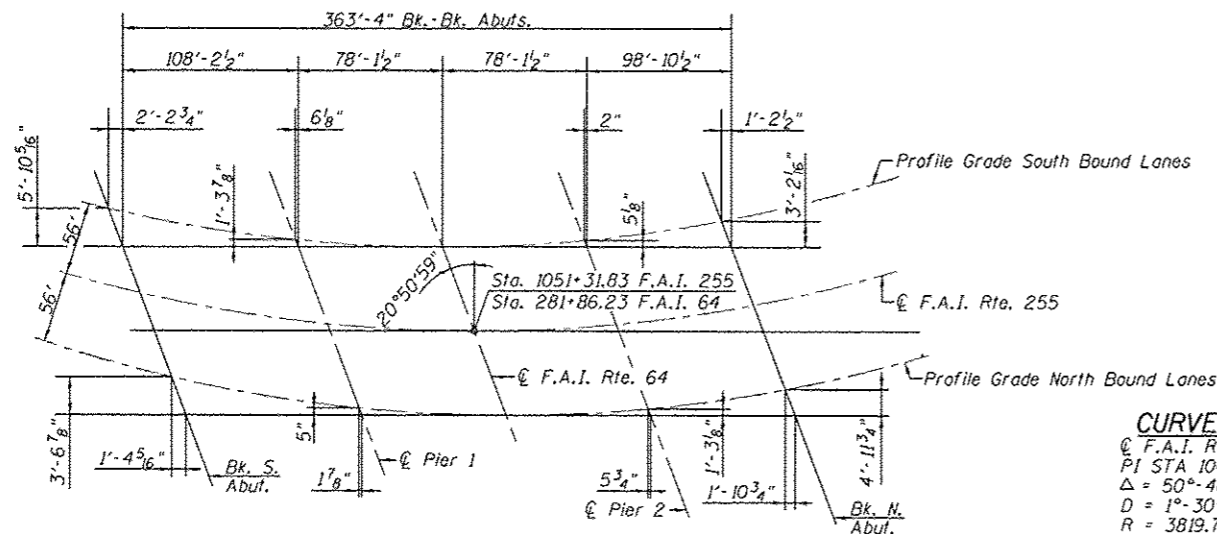
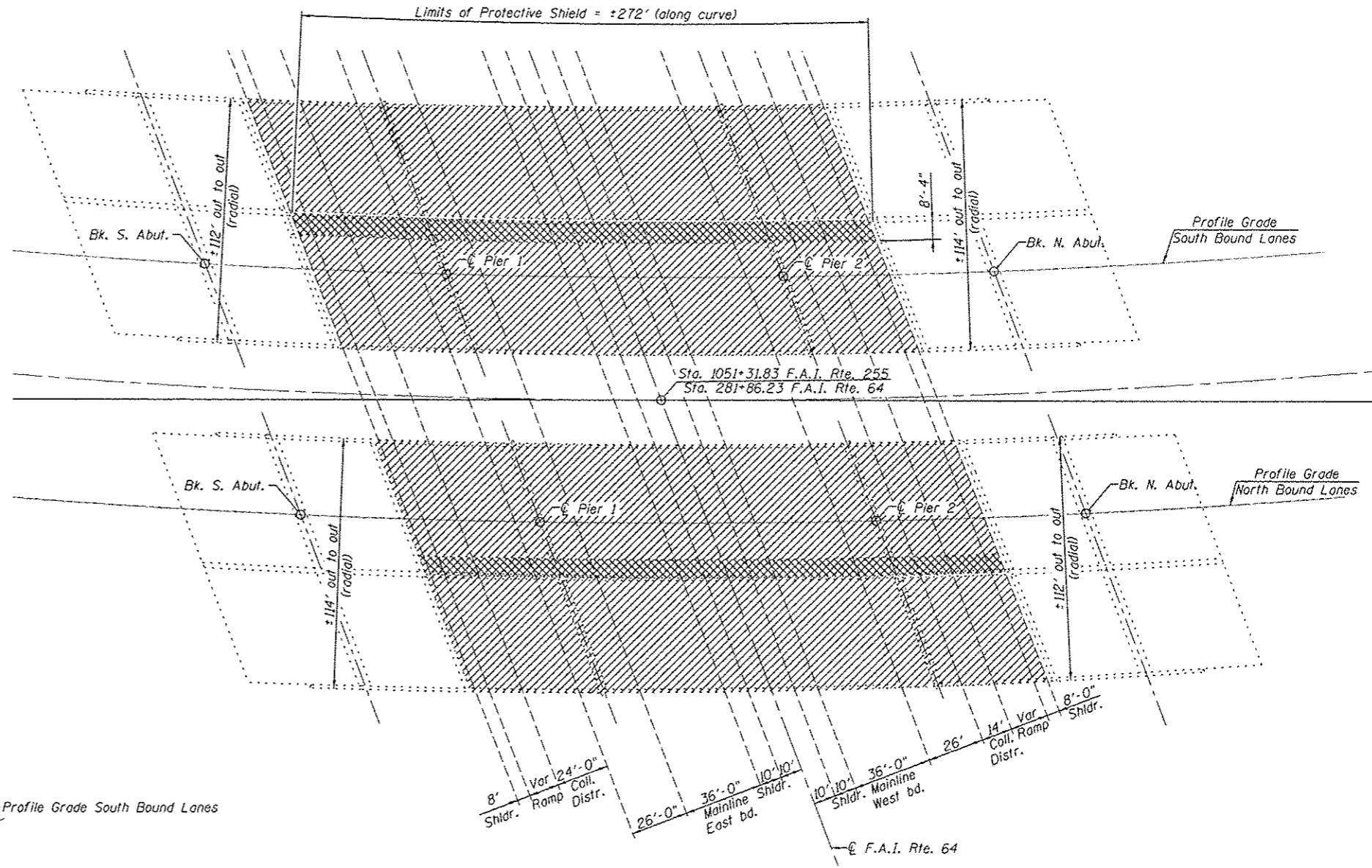
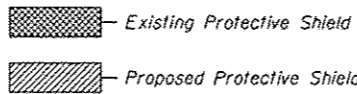
The existing structural steel coating contains lead. The Contractor shall take appropriate precautions to deal with the presence of lead on this project.

The Organic Zinc Rich Primer / Epoxy / Urethane paint system shall be used for painting of new structural steel except where otherwise noted. The entire system shall be shop applied, with the exception of masked off connection surfaces and field installed fasteners, all of which shall be touched up and finish coated in the field. The color of the final finish coat for all steel surfaces shall be Reddish Brown, Munsell No. 2.5YR 3/4. See Special Provision for "Cleaning and Painting New Metal Structures".

Existing structural steel that will be in contact with new structural steel shall be cleaned and painted prior to erection as required by the Special Provision "Cleaning and Painting Contact Surface Areas of Existing Steel Structures."

Reinforcement Bars designated (E) shall be epoxy coated. Joint openings shall be adjusted according to Article 520.04 of the Std. Specs. when the deck is poured at an ambient temperature other than 50° F.

Existing reinforcement bars extending into removal area shall be cleaned, straightened and incorporated into the new construction. Any reinforcement bars that are damaged during concrete removal shall be replaced with an approved bar splicer or anchorage system. Cost included with Concrete Removal.



OFFSET SKETCH

CURVE DATA

@ F.A.I. Rte. 255
 PI STA 1049+50.74
 Δ = 50°-46'-24"
 D = 1°-30'-00"
 R = 3819.72'
 T = 1812.65'
 L = 3384.89'
 E = 408.28'
 SE = 0.043 ' / '
 SA = STA 1029+78.09
 TO STA 1032+18.09
 STA 1066+82.98
 TO STA 1064+42.98

Note: Existing protective shield shall be inspected by the Engineer prior to removal of concrete. Any damaged or deteriorated protective shield shall be repaired or replaced to the satisfaction of the Engineer. Cost included with Protective Shield.

PROTECTIVE SHIELD

GENERAL DETAILS
S.N. 082-0241 (NB) & S.N. 082-0242 (SB)

FILE NAME :	USER NAME :	DESIGNED :	REVISED :	Allen Henderson & Associates, Inc. Civil and Structural Engineers Springfield, IL 62703 Phone: (217)544-8033 IL Design Firm No. 184-001907	GENERAL DETAILS SHEET NO. 2 OF 22 SHEETS	F.A.I. RTE. 255	SECTION 82-2HB-2-1	COUNTY ST. CLAIR	TOTAL SHEETS 54	SHEET NO. 34	
PLOT SCALE :	DRAWN :	REVISED :									
PLOT DATE :	CHECKED :	REVISED :									