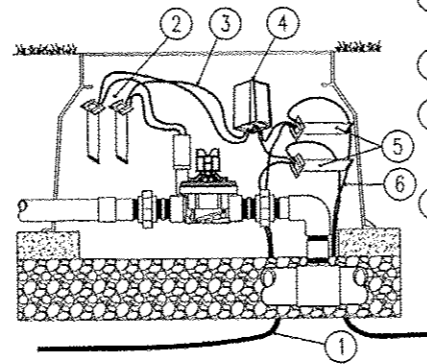
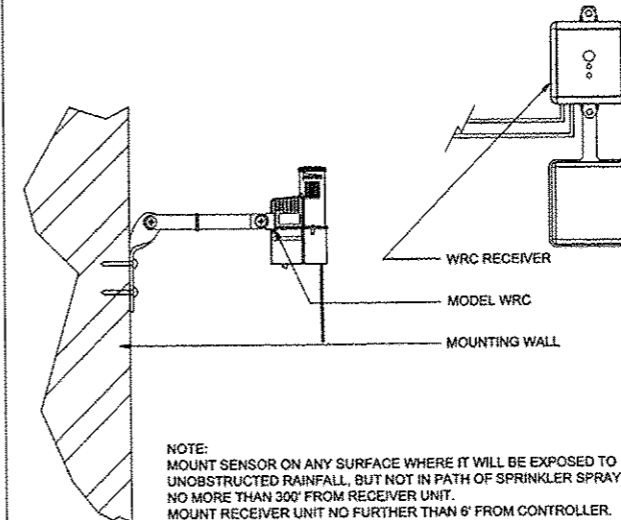


- ① MINIMUM CLEARANCE FOR DOOR OPENING
- ② MODEL IC-XX000-M
- ③ DUAL 48M DECODER OUTPUT MODULE ADDED TO CONTROLLER
- ④ JACKETED ID WIRE IN ELECTRICAL CONDUIT, SIZE AND TYPE PER LOCAL CODE
- ⑤ 1/2" POWER SUPPLY CONDUIT J-BOX INSIDE CONTROLLER CONNECT PER LOCAL CODE
- ⑥ CONDUIT FOR GROUND WIRE, GROUNDING HARDWARE TO BE LOCATED MINIMUM OF 8" FROM CONTROLLER AT A RIGHT ANGEL TO THE TWO WIRE PATH

NOTE: ALL DUAL-1 DECODERS SHALL HAVE THE FOLLOWING ADDRESS AND CORRESPONDING COLOR ADDRESS 1 = Black



- ① JACKETED ID WIRE PATH TO NEXT DECODER
- ② DBY-(2)
- ③ TWO BLACK WIRES TO VALVE SOLENOID/UP TO 100 FT/30M
- ④ MODEL DUAL-1 DECODER
- ⑤ DBR\Y-6 (2)
- ⑥ JACKETED ID WIRE PATH FROM CONTROLLER ALLOW 5 ft/1.5M SLACK PER DECODER/1/2 ON EITHER SIDE OF DECODER

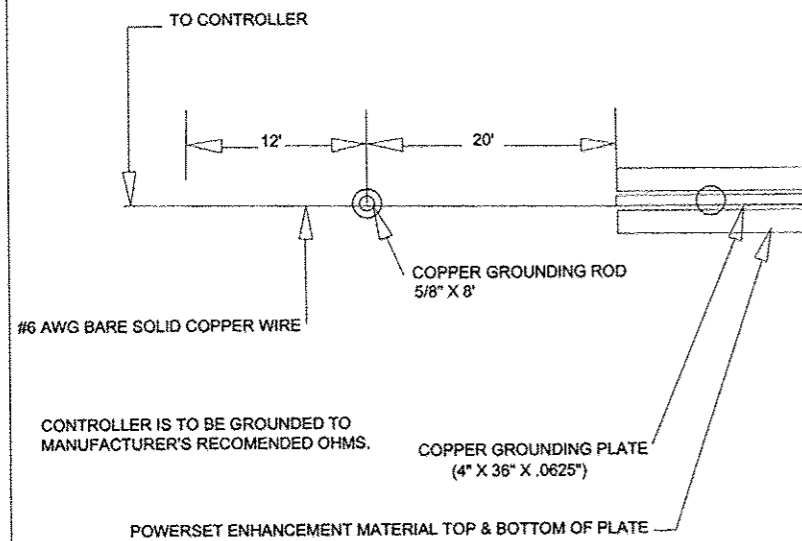


NOTE: MOUNT SENSOR ON ANY SURFACE WHERE IT WILL BE EXPOSED TO UNOBSTRUCTED RAINFALL, BUT NOT IN PATH OF SPRINKLER SPRAY, NO MORE THAN 300' FROM RECEIVER UNIT. MOUNT RECEIVER UNIT NO FURTHER THAN 6' FROM CONTROLLER.

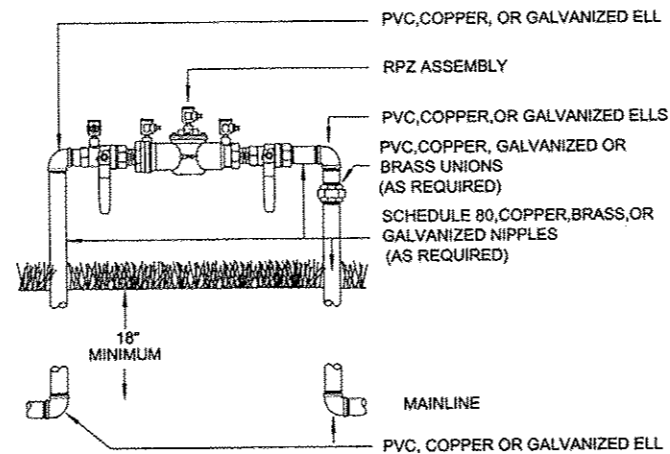
HUNTER I-CORE DECODER CONTROLLER

DUAL-1 DECODER

HUNTER WRC WIRELESS RAIN SENSOR



CONTROLLER GROUNDING



NOTE: INSTALL PER LOCAL CODES AND MAUFACTURER'S RECOMMENDATIONS
INSULATE AS REQUIRED

RPZ BACKFLOW PREVENTER

Mark A. Slifka
MARK A. SLIFKA
 REGISTERED LANDSCAPE ARCHITECT
 ILLINOIS #157-000731 IOWA #00465

REVISIONS	DESCRIPTION	DATE
No.		

Missman, Inc.
 Professional Engineers & Land Surveyors
 Rock Island, IL • (309) 788-7044
 Bettendorf, IA • (563) 344-0260
 Rockford, IL • (815) 965-6470
 Sycamore, IL • (815) 895-3826
 www.missman.com

STATE STREET RE-CONSTRUCTION
 GENESEO, ILLINOIS
 IRRIGATION DETAILS (2)

Missman Project No: A-10M008
 File Name: A10M008-IRRIGATION.dwg
 © COPYRIGHT 2013 ALL RIGHTS RESERVED
 Field Book No: ####
 Drawn By: WKS
 Checked By: JLM
 Date: 11/19/2012