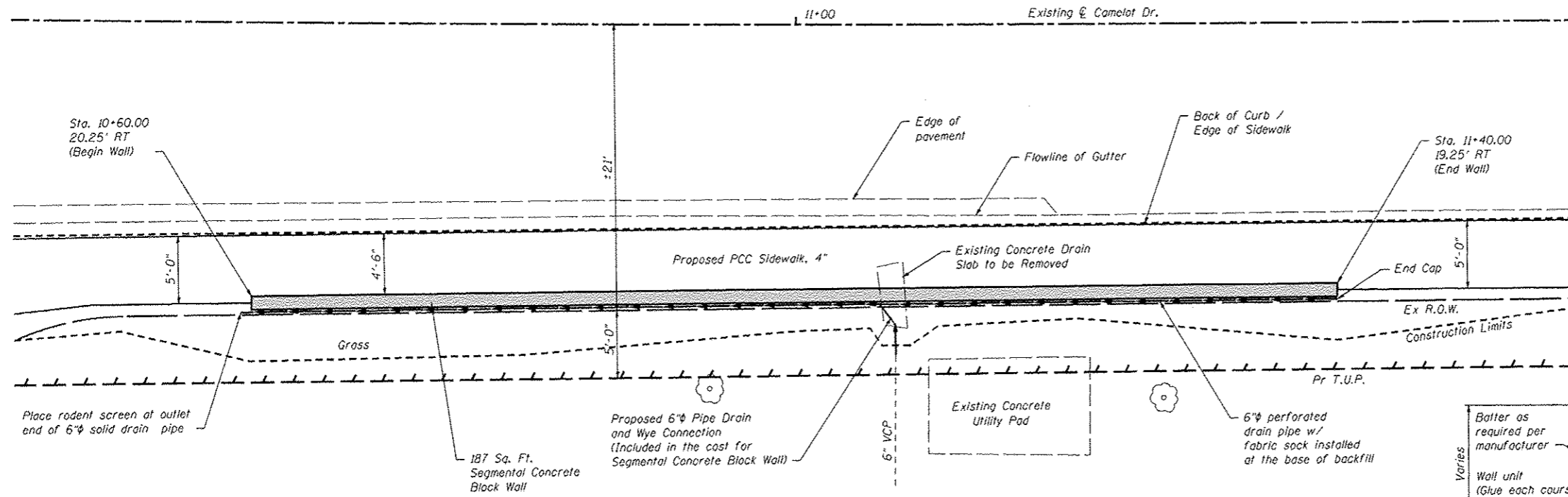
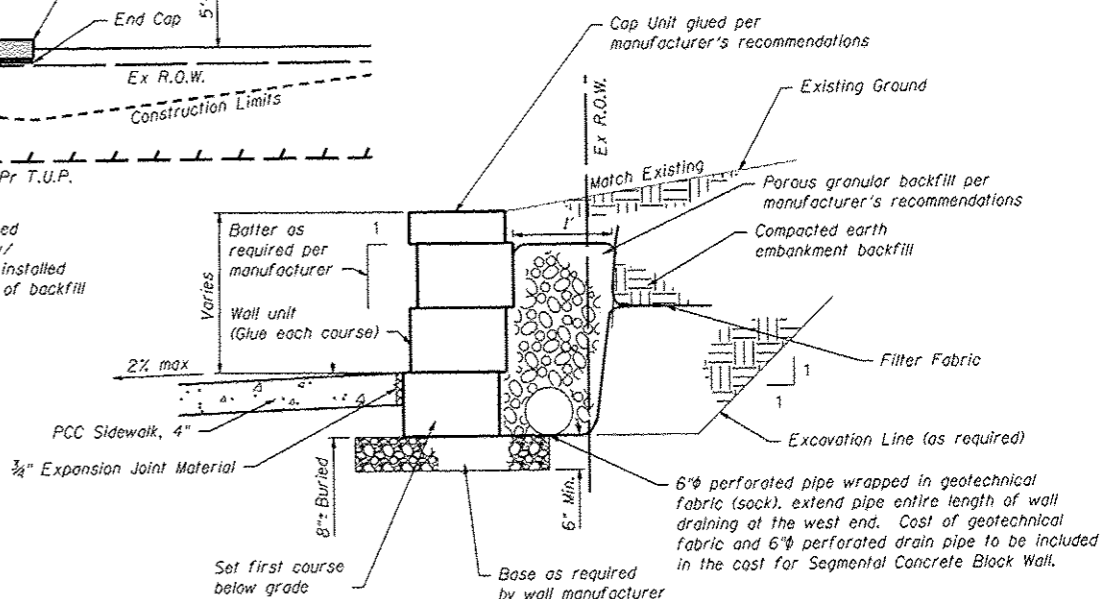


- Notes:
1. The segmental concrete block wall Contractor shall coordinate construction of the retaining wall with the General Contractor so that the construction of the sidewalk is not delayed by the retaining wall construction.
  2. Quantities shown shall be verified by wall designer. Actual measurements and payment shall be in accordance with special provisions.
  3. Block finish shall be a simulated stone/rock pattern, as approved by the City.

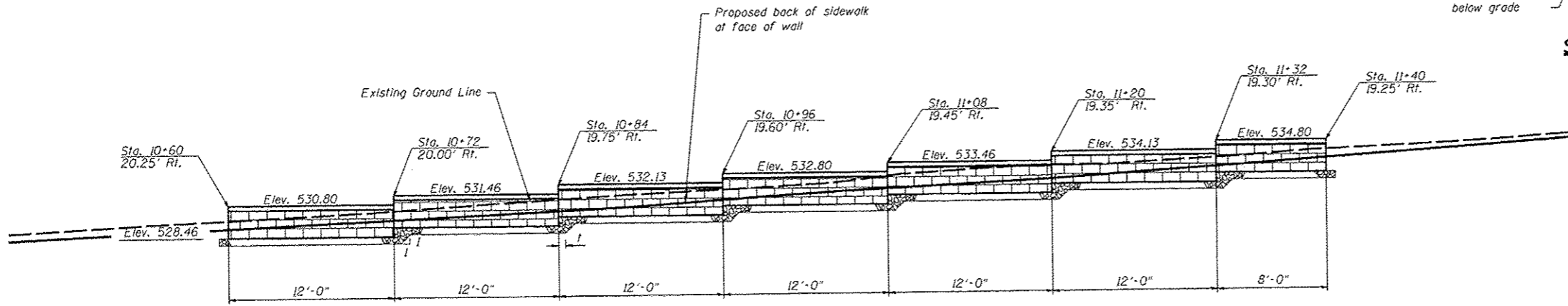


**PLAN VIEW**  
(Not to scale)

Areas North of the proposed  $\bar{c}$  not shown for clarity.



**SEGMENTAL CONCRETE BLOCK WALL CROSS SECTION (ABOVE ROAD GRADE)**  
(Not to scale)



**ELEVATION VIEW**  
(Looking from north to south)  
(Not to scale)

**SEGMENTAL CONCRETE BLOCK WALL**  
(Not to scale)

Note: The stations shown in the elevation view reference the locations at the interaction of the PCC sidewalk & the face of the wall.

FILE NAME * 0829069-sht-detail-rtd.dgn	USER NAME = default	DESIGNED -	REVISED -	<b>STATE OF ILLINOIS DEPARTMENT OF TRANSPORTATION</b>	<b>RETAINING WALL DETAILS</b>			F.A. RTE.	SECTION	COUNTY	TOTAL SHEETS	SHEET NO.
	PLOT TIME = 3:18:49 PM	DRAWN -	REVISED -					10-00094-00-SW	MADISON	35	21	
	PLOT SCALE = 10.0000 / IN.	CHECKED -	REVISED -		CONTRACT NO. 97512							
	PLOT DATE = 1/10/2013	DATE -	REVISED -		ILLINOIS FED. AID PROJECT							
					SCALE:	SHEET NO.	OF SHEETS	STA.	TO STA.			