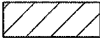

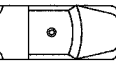



SYMBOLS

-  Work area
-  Sign on portable or permanent support
-  Truck with flashing amber light and dual emergency flashers
-  Flagger with traffic control sign

TYPICAL APPLICATIONS
Utility operations

All dimensions are in millimeters (inches) unless otherwise shown.

DATE	REVISIONS

DETAIL FOR
NIGHTTIME LIGHTING
INSPECTION