ROUTE NO.	SECTION	COUNTY	TOTAL SHEETS	SHEET NO.
F.A.I. 70	*	ST. CLAIR	99	45
FED. ROAD DIST. NO. 7		ILLINOIS	FED. AID PROJECT- IM-70	

* 82-3HVB-3R-5 SHEET S-24 OF S-56

CONTRACT NO. 76985

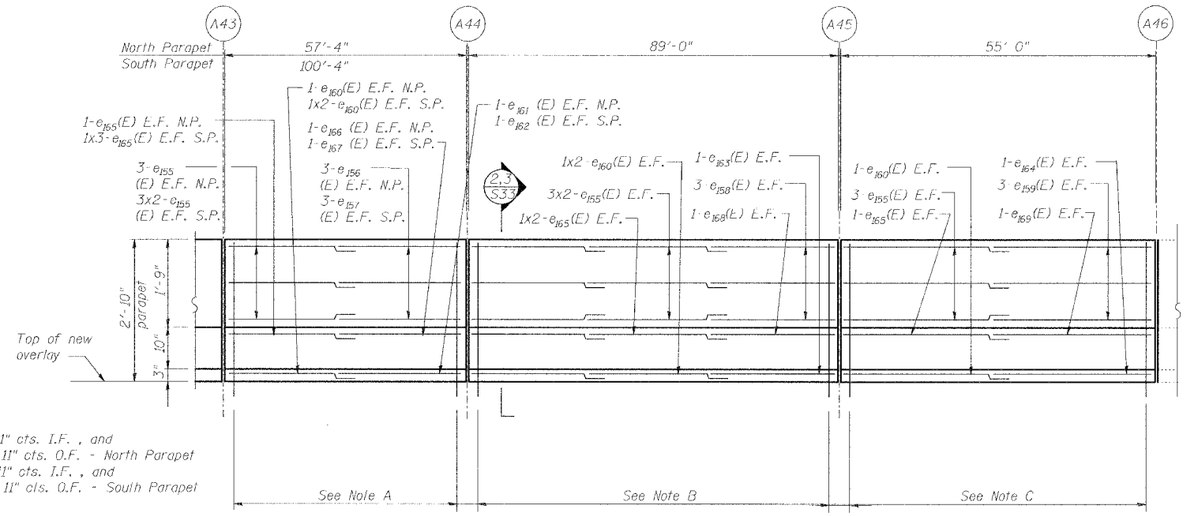

Note A:
63 - d(E) and d_1(E) @ 11" cts. I.F. , and
63 - d_2(E) and d_6(E) @ 11" cts. O.F. - North Parapet
110 - d(E) and d_1(E) @ 11" cts. I.F. , and
110 - d_2(E) and d_7(E) @ 11" cts. O.F. - South Parapet

Note B:
98 - d(E) and d_1(E) @ 11" cts. I.F. , and
98 - d_2(E) and d_6(E) @ 11" cts. O.F.

Note C:
61 - d(E) and d_1(E) @ 11" cts. I.F. , and
61 - d_2(E) and d_6(E) @ 11" cts. O.F.

INSIDE ELEVATION OF NORTH PARAPET

South parapet similar except as noted
All dimensions measured along bottom of inside face of parapet
E.F. indicates each face
I.F. indicates inside face
O.F. indicates outside face

Min Bar Laps	
#4	1'-8"
#5	2'-2"
#6	2'-7"
#8	4'-6"

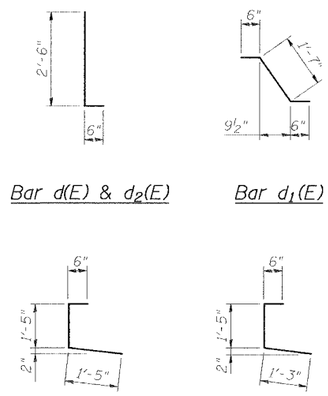

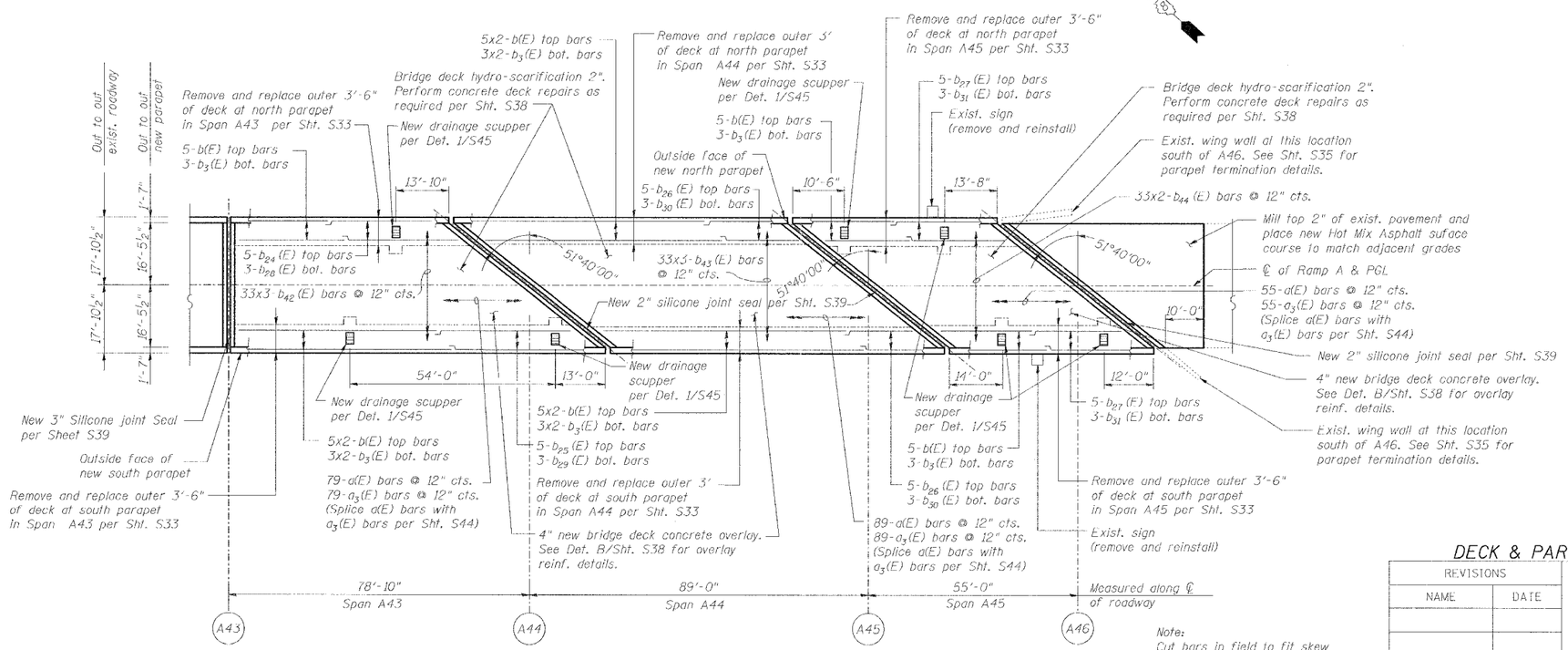

DECK PLAN OF SPANS A43 - A45

Note:
Cut bars in field to fit skew and use the remainder of bars at other end of deck.

Reinforcement bars designated (E) shall be epoxy coated.

SUPERSTRUCTURE BILL OF MATERIAL

Bar	No.	Size	Length	Shape
d(E)	223	#4	17'-2"	
a_3(E)	223	#4	18'-5"	
a_{350}(E)	28	#5	2'-0"	
a_{351}(E)	28	#5	3'-0"	
b(E)	45	#5	40'-0"	
b_3(E)	27	#5	40'-0"	
b_{24}(E)	5	#5	19'-0"	
b_{25}(E)	5	#5	24'-2"	
b_{26}(E)	10	#5	12'-10"	
b_{27}(E)	10	#5	16'-8"	
b_{28}(E)	3	#5	19'-0"	
b_{29}(E)	3	#5	24'-2"	
b_{30}(E)	6	#5	12'-10"	
b_{31}(E)	6	#5	16'-8"	
b_{42}(E)	99	#4	28'-0"	
b_{43}(E)	99	#4	30'-10"	
b_{44}(E)	66	#4	28'-4"	
d(E)	491	#5	3'-0"	
d_1(E)	491	#5	2'-7"	
d_2(E)	491	#4	3'-0"	
d_6(E)	381	#4	3'-4"	
d_7(E)	110	#4	3'-2"	
e_{155}(E)	54	#4	35'-0"	
e_{156}(E)	6	#4	23'-9"	
e_{157}(E)	6	#4	33'-5"	
e_{158}(E)	12	#4	21'-11"	
e_{159}(E)	12	#4	23'-0"	
e_{160}(E)	18	#5	35'-0"	
e_{161}(E)	2	#5	24'-3"	
e_{162}(E)	2	#5	34'-5"	
e_{163}(E)	4	#5	22'-11"	
e_{164}(E)	4	#5	23'-6"	
e_{165}(E)	20	#8	35'-0"	
e_{166}(E)	2	#8	26'-7"	
e_{167}(E)	2	#8	8'-7"	
e_{168}(E)	4	#8	27'-7"	
e_{169}(E)	4	#8	25'-10"	
Reinforcement Bars, Epoxy Coated			Pound	24,820
Bar Splicer			Ea.	223
Concrete Removal			Cu. Yd.	115.8
Concrete Superstructure			Cu. Yd.	109.4
Hot Mix Aspalt Surface Removal (Deck)			Sq. Yd.	743
Bridge Deck Hydro-Scarification - 2"			Sq. Yd.	743
Bridge Deck Microsilica Concrete Overlay - 4"			Sq. Yd.	815
Drainage Scuppers - DS12			Ea.	7
Protective Coat			Sq. Yd.	1,179
Bridge Deck Grooving			Sq. Yd.	815
Curb Removal (Special)			Foot	4.0
Protective Shield			Sq. Yd.	464

Reinforcement bars designated (E) shall be epoxy coated.

DECK & PARAPET REPAIRS - SPANS A43 - A45

REVISIONS	
NAME	DATE

STATE OF ILLINOIS
DEPARTMENT OF TRANSPORTATION
REHABILITATION AND RETROFIT REPAIRS
FAI ROUTE 70
POPLAR STREET BRIDGE APPROACHES
ST. CLAIR COUNTY

STRUCTURE NO. 082-0141 (ROADWAY A)

SCALE: N.T.S.

DATE: 02/01/2007

DESIGNED	JPD
CHECKED	JEL
DRAWN	CLK
CHECKED	JPD

DATE: 1/29/2007
FILENAME: P:\2001\1201-1300\2001-1240\Drafting\RoadwayRehab_AT\Ramp-A\parapet-deck\A_DP43A5.dgn