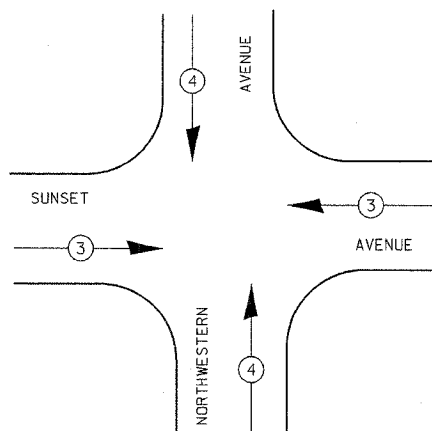


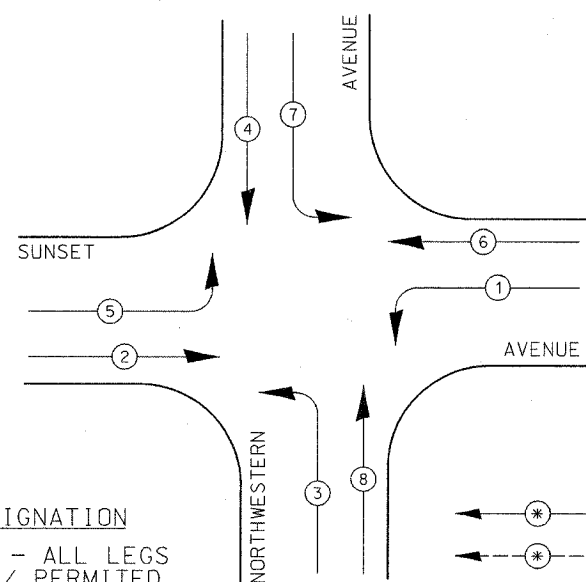
FILE NO.	SECTION	COUNTY	TOTAL SHEETS	SHEET NO.
1215	99-00169-05-WR	LAKE	153	72
TRAFFIC SIGNAL PLAN				
CONTRACT NO. 83847		ALWAYS	SUNSET AVENUE	

EMERGENCY VEHICLE PREMPTION SEQUENCE




PROPOSED EMERGENCY VEHICLE PREEMPTORS		
EMERGENCY VEHICLE PREEMPTORS	3	4
MOVEMENT	← →	↓ ↑

CONTROLLER SEQUENCE



PHASE DESIGNATION
 DUAL ENTRY - ALL LEGS PROTECTED / PERMITTED LEFT TURNS ON ALL LEGS.



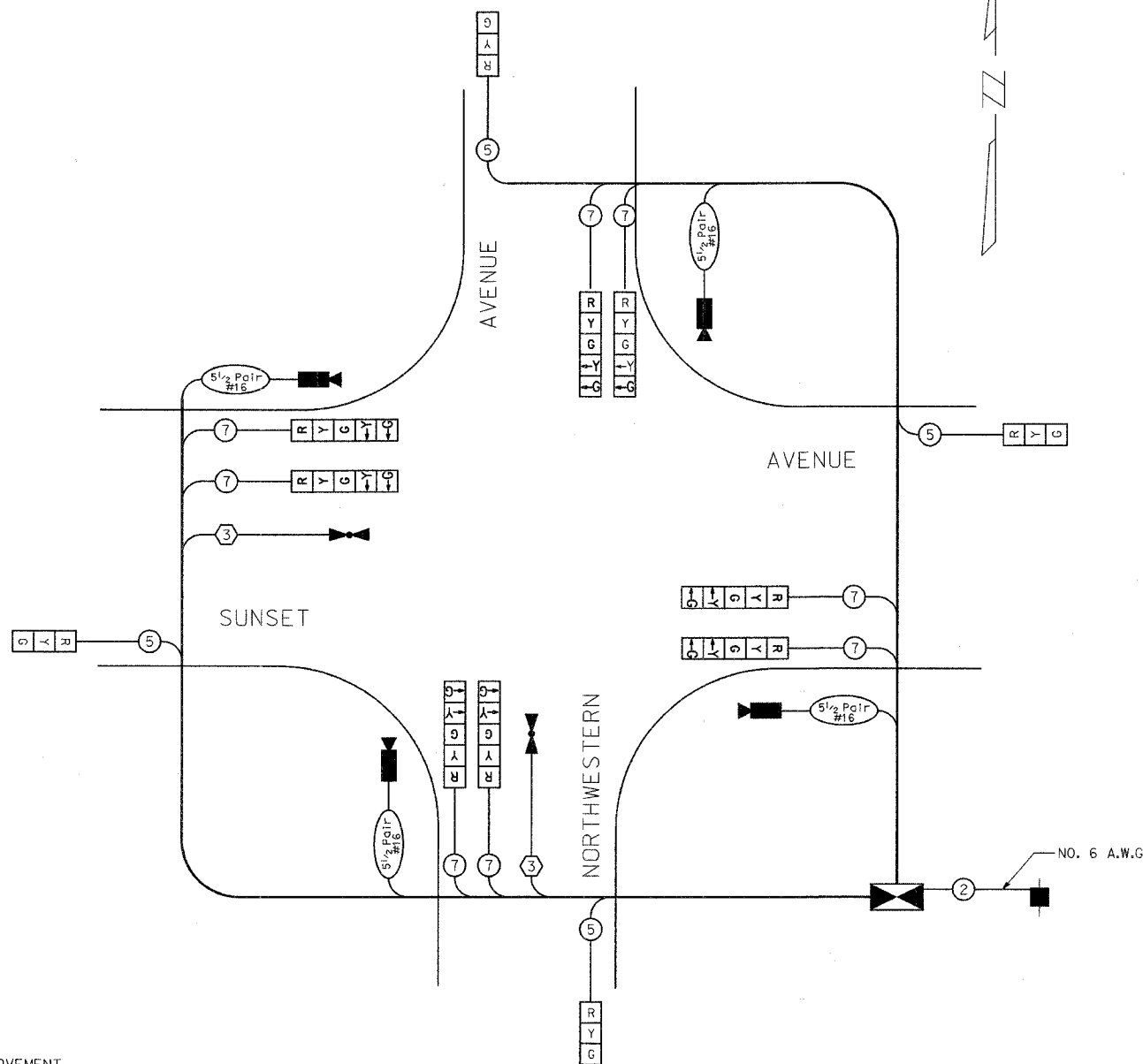
TEMPORARY PHASE DESIGNATION DIAGRAM

TEMPORARY CABLE DIAGRAM LEGEND

- ⊕ PROPOSED CABLE NUMBER, NO. 14 OR AS SHOWN ON THE CABLE DIAGRAM (*=CABLE NUMBER)
- ⊖ TEMPORARY LEFT TURN YELLOW
- ⊖ TEMPORARY LEFT TURN GREEN
- TEMPORARY SIGNAL SECTION 12 INCH
- ⊠ TEMPORARY WALK/DON'T WALK SECTION
- ⊠ TEMPORARY CONTROLLER CABINET
- TEMPORARY SERVICE INSTALLATION
- ⊙ TEMPORARY PUSHBUTTON DETECTOR
- ⊠ TEMPORARY EMERGENCY VEHICLE LIGHT DETECTOR
- ⊠ TEMPORARY CONFIRMATION BEACON
- ▶ TEMPORARY MICROWAVE VEHICLE DETECTOR
- TEMPORARY MACHINE VISION PROCESSOR

SIGNAL LENSES

- R RED
- Y YELLOW
- G GREEN
- Y YELLOW TURN INDICATOR
- G GREEN TURN INDICATOR



TEMPORARY CABLE PLAN

NOT TO SCALE

REVISIONS	
NAME	DATE

TEMPORARY CABLE PLAN AND TEMPORARY PHASE DESIGNATION DIAGRAM
 SUNSET AVENUE AND NORTHWESTERN AVENUE
 N.T.S.