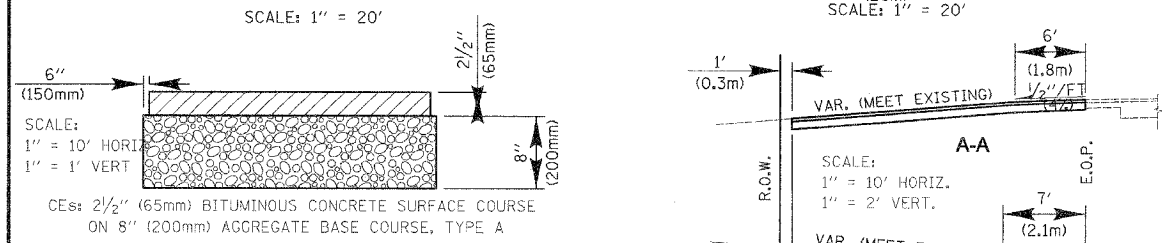
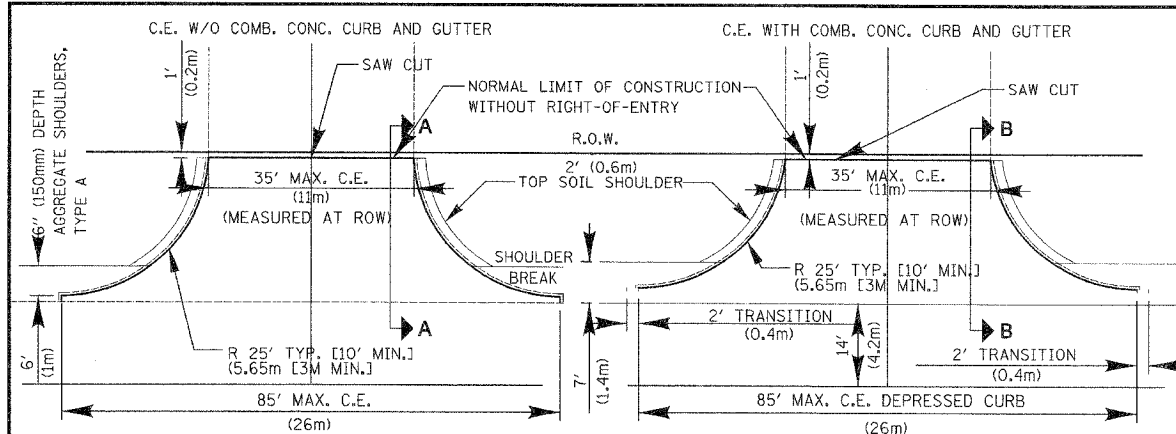


FILE NO.	SECTION	COUNTY	TOTAL SHEETS	SHEET NO.
1215	99-00169-05-WR	LAKE	153	150
CONTRACT NO. 83847		SUNSET AVENUE		



CE: 2 1/2" (65mm) BITUMINOUS CONCRETE SURFACE COURSE ON 8" (200mm) AGGREGATE BASE COURSE, TYPE A

CALCULATED QUANTITIES FOR COMMERCIAL ENTRANCE W/O C & G ABOVE:

- BIT SURF CSE WEIGHT USED = 115 LBS/SQ YD/INCH THICKNESS
AREA = 132.58 SQ YD
132.58 SQ YD X 115 LB/SQ YD/INCH X 2.5 INCHES = 38116.75 LB
CONVERTING TO TONS = 38116.75 LB/2000 LB/TON = 19.05 TON
ROUNDING TO CRITERIA IN CONSTRUCTION MANUAL = 20 TON (18M TON)
- AGGREGATE BASE COURSE WEIGHT USED = 2 TON/CU YD
136.94 SQ YD X 2 TON/CU YD X 0.22 YD THICKNESS = 60.25 TON (55 M TON)
ROUNDING TO CRITERIA IN CONSTRUCTION MANUAL = 61 TON
- BITUMINOUS MATERIALS (PRIME COAT), MC-30 APPLIED @ 0.3 GAL/SQ YD 136.94 SQ YD X 0.3 GAL/SQ YD = 41.08 GAL
ROUNDING TO CRITERIA IN CONSTRUCTION MANUAL = 42 GAL (156)

REVISIONS	DATE
ISSUAL DIMENSIONS	06/28/01
DEL. T.Y. A (SPEC)	12/16/04

APPROVED BY: G. N. WIESNER
DATE: JAN. 5, 1999

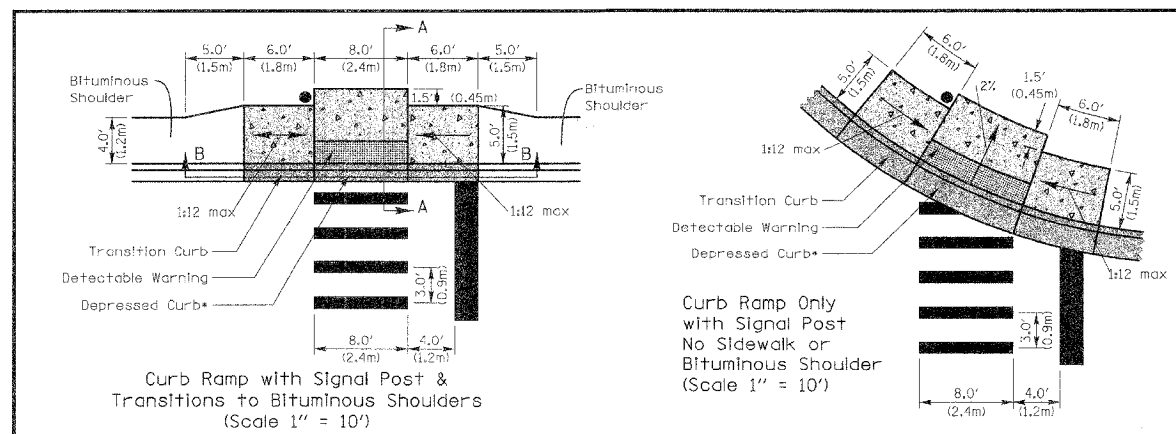
LCDOT25 A

LakeCounty
Division of Transportation

APPROVED BY: G. N. WIESNER
DATE: 5/10/05

TYPICAL MAJOR ACCESS
SHEET 1 OF 2
COMMERCIAL ENTRANCE

LCDOT13A



GENERAL NOTES:

- The gutter slope for the DEPRESSED CURB adjacent to the curb ramp is a maximum of 5% (standard curb and gutter is 6%). The back of curb rise is 1/2" (standard depressed curb is 1 1/2"). See Section A-A (LC60135) and DOT standard 606001 for the different curb dimensions.
- The Depressed Curb and the Transition Curb will be paid for as COMBINATION CONCRETE CURB AND GUTTER of the type adjacent to the curb ramp.
- The concrete area consisting of the landing (2% slope) and the side ramps (behind the transition curb) along with the continuation of the 5' (1.5m) concrete between adjacent ramps (if any) will be measured in square feet and paid for as PORTLAND CEMENT CONCRETE SIDEWALK of the thickness specified.
- The detectable warnings shall be installed in accordance with BDE specification B0146 DETECTABLE WARNINGS and shall be measured and paid for per square foot.
- Since the width of the flag doesn't affect the construction of the ramp, both B-6.12 and B-6.24 Curb & Gutter are portrayed in this standard.

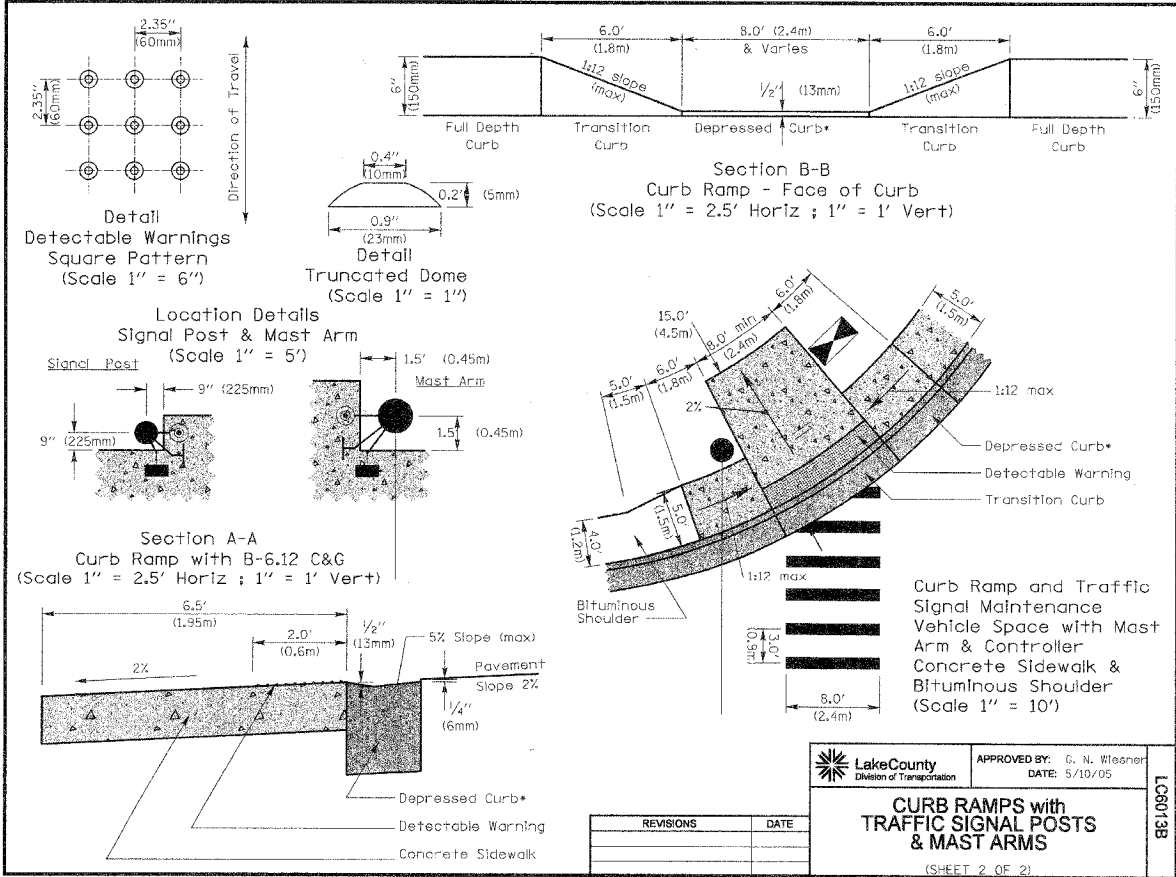
REVISIONS	DATE
Changed General Notes	6/15/05
Changed General Notes	12/7/05
Changed General Notes	1/17/06
Move Detect Warnings	3/23/06

APPROVED BY: G. N. WIESNER
DATE: 5/10/05

LakeCounty
Division of Transportation

CURB RAMP WITH TRAFFIC SIGNAL POSTS & MAST ARMS
(SHEET 1 OF 2)

LCDOT13A



LakeCounty
Division of Transportation

APPROVED BY: G. N. WIESNER
DATE: 5/10/05

CURB RAMP WITH TRAFFIC SIGNAL POSTS & MAST ARMS
(SHEET 2 OF 2)

LCDOT13B

REVISIONS	DATE
NAME	DATE

LakeCounty
Division of Transportation

SUNSET AVENUE

LCDOT STANDARD DETAILS