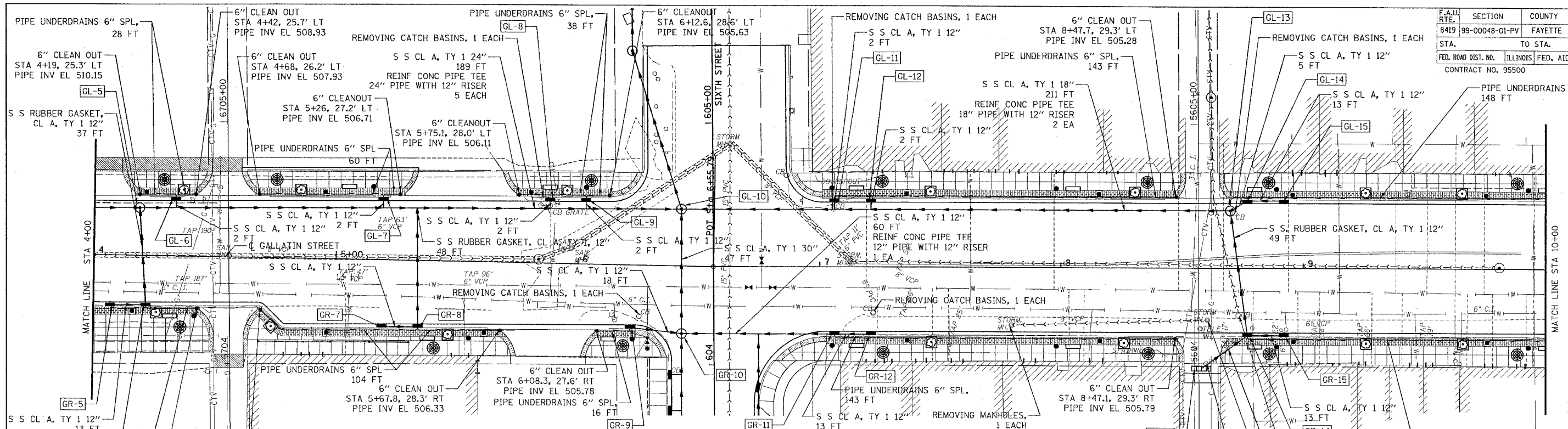
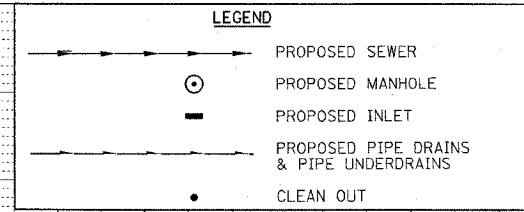


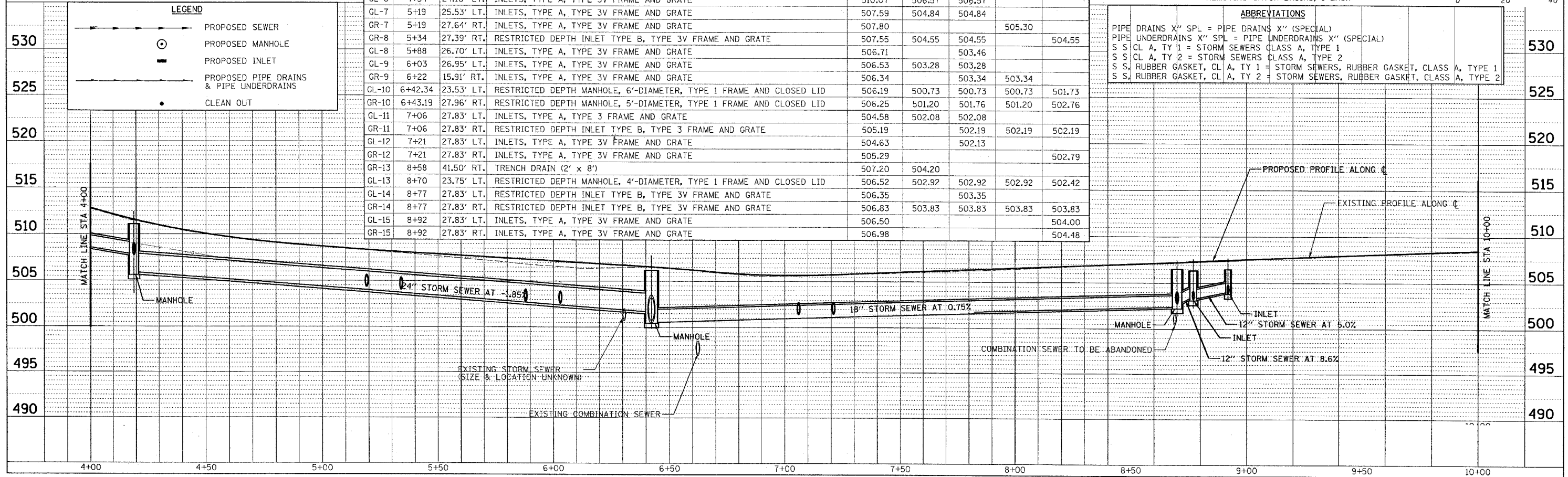
F.A.U. RTE. NO.	SECTION	COUNTY	TOTAL SHEETS	SHEET NO.
8419	99-00048-01-PV	FAYETTE	142	49
STA. TO STA.		ILLINOIS FED. AID PROJECT		
CONTRACT NO. 95500				



NO.	STATION	OFFSET	DESCRIPTION	LID/GRATE ELEV.	PIPE INVERT ELEV.			
					NORTH	SOUTH	EAST	WEST
GR-5	4+07	20.53' RT.	INLETS, TYPE A, TYPE 3V FRAME AND GRATE	511.93				
GL-5	4+19	19.76' LT.	RESTRICTED DEPTH MANHOLE, 4'-DIAMETER, TYPE 1 FRAME AND CLOSED LID	511.11	506.89	505.89	507.89	
GR-6	4+22	20.28' RT.	RESTRICTED DEPTH INLET TYPE B, TYPE 3V FRAME AND GRATE	511.01	508.01	508.01	508.01	
GL-6	4+34	24.10' LT.	INLETS, TYPE A, TYPE 3V FRAME AND GRATE	510.07	506.57	506.57		
GL-7	5+19	25.53' LT.	INLETS, TYPE A, TYPE 3V FRAME AND GRATE	507.59	504.84	504.84		
GR-7	5+19	27.64' RT.	INLETS, TYPE A, TYPE 3V FRAME AND GRATE	507.80			505.30	
GR-8	5+34	27.39' RT.	RESTRICTED DEPTH INLET TYPE B, TYPE 3V FRAME AND GRATE	507.55	504.55	504.55	504.55	
GL-8	5+88	26.70' LT.	INLETS, TYPE A, TYPE 3V FRAME AND GRATE	506.71		503.46		
GL-9	6+03	26.95' LT.	INLETS, TYPE A, TYPE 3V FRAME AND GRATE	506.53	503.28	503.28		
GR-9	6+22	15.91' RT.	INLETS, TYPE A, TYPE 3V FRAME AND GRATE	506.34		503.34	503.34	
GL-10	6+42.34	23.53' LT.	RESTRICTED DEPTH MANHOLE, 6'-DIAMETER, TYPE 1 FRAME AND CLOSED LID	506.19	500.73	500.73	500.73	501.73
GR-10	6+43.19	27.96' RT.	RESTRICTED DEPTH MANHOLE, 5'-DIAMETER, TYPE 1 FRAME AND CLOSED LID	506.25	501.20	501.76	501.20	502.76
GL-11	7+06	27.83' LT.	INLETS, TYPE A, TYPE 3V FRAME AND GRATE	504.58	502.08	502.08		
GR-11	7+06	27.83' RT.	RESTRICTED DEPTH INLET TYPE B, TYPE 3V FRAME AND GRATE	505.19		502.19	502.19	502.19
GL-12	7+21	27.83' LT.	INLETS, TYPE A, TYPE 3V FRAME AND GRATE	504.63		502.13		
GR-12	7+21	27.83' RT.	INLETS, TYPE A, TYPE 3V FRAME AND GRATE	505.29				502.79
GR-13	8+58	41.50' RT.	TRENCH DRAIN (2' x 8')	507.20	504.20			
GL-13	8+70	23.75' LT.	RESTRICTED DEPTH MANHOLE, 4'-DIAMETER, TYPE 1 FRAME AND CLOSED LID	506.52	502.92	502.92	502.92	502.42
GL-14	8+77	27.83' LT.	RESTRICTED DEPTH INLET TYPE B, TYPE 3V FRAME AND GRATE	506.35		503.35		
GR-14	8+77	27.83' RT.	RESTRICTED DEPTH INLET TYPE B, TYPE 3V FRAME AND GRATE	506.83	503.83	503.83	503.83	503.83
GL-15	8+92	27.83' LT.	INLETS, TYPE A, TYPE 3V FRAME AND GRATE	506.50				504.00
GR-15	8+92	27.83' RT.	INLETS, TYPE A, TYPE 3V FRAME AND GRATE	506.98				504.48



PIPE DRAINS X" SPL = PIPE DRAINS X" (SPECIAL)
PIPE UNDERDRAINS X" SPL = PIPE UNDERDRAINS X" (SPECIAL)
S S CL A, TY 1 = STORM SEWERS CLASS A, TYPE 1
S S CL A, TY 2 = STORM SEWERS CLASS A, TYPE 2
S S, RUBBER GASKET, CL A, TY 1 = STORM SEWERS, RUBBER GASKET, CLASS A, TYPE 1
S S, RUBBER GASKET, CL A, TY 2 = STORM SEWERS, RUBBER GASKET, CLASS A, TYPE 2



DATE: \_\_\_\_\_  
 BY: \_\_\_\_\_  
 CHECKED: \_\_\_\_\_  
 APPROVED: \_\_\_\_\_  
 TITLE: \_\_\_\_\_

DATE: \_\_\_\_\_  
 BY: \_\_\_\_\_  
 CHECKED: \_\_\_\_\_  
 APPROVED: \_\_\_\_\_  
 TITLE: \_\_\_\_\_

CADD FILE: I4812/ss\_Selatin\_02.dgn  
 PLOTTED: 01/23/2007

H.M. & G. INC. 4812