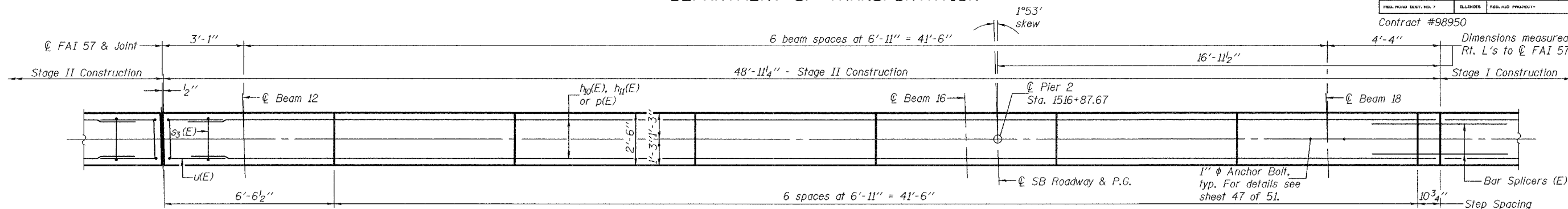


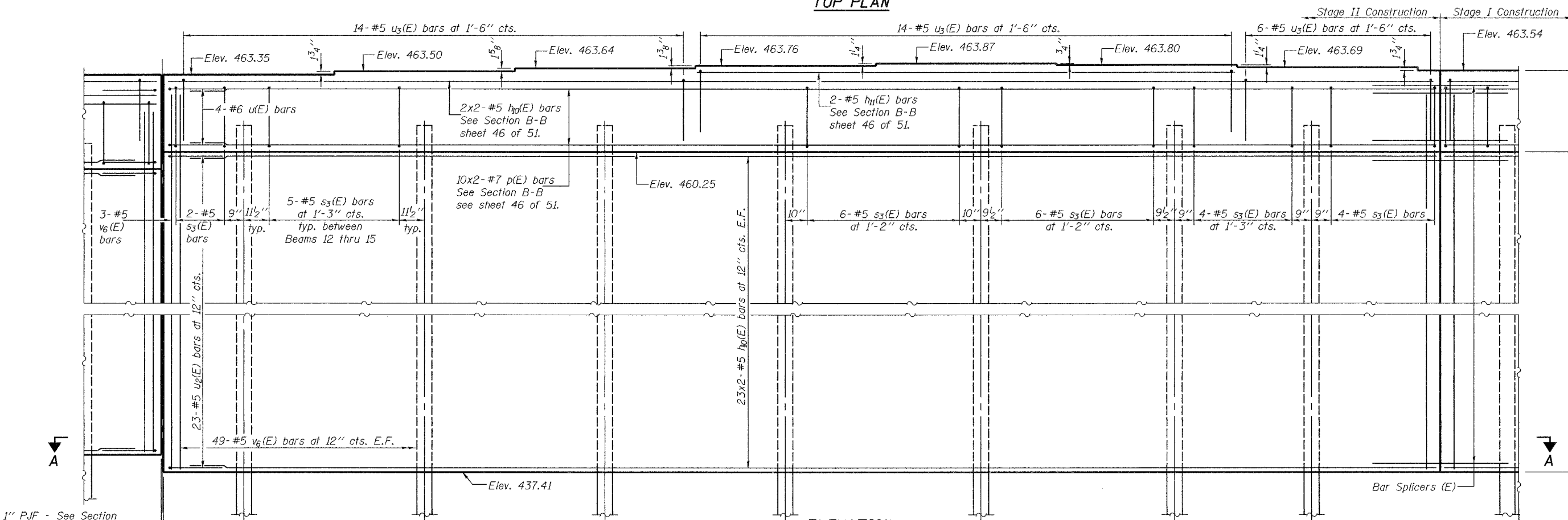
STATE OF ILLINOIS
DEPARTMENT OF TRANSPORTATION

ROUTE NO.	SECTION	COUNTY	TOTAL SHEETS	SHEET NO.
F.A.I. 57	(X1-6-2) VB-2	WILLIAMSON	917	878
FED. ROAD DIST. NO. 7	ILLINOIS	FED. AID PROJECT		

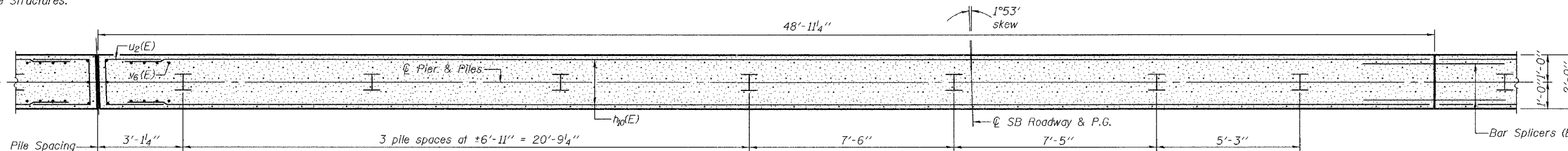
SHEET NO. 45
51 SHEETS



TOP PLAN



ELEVATION
(Looking South)



SECTION A-A

DESIGNED Michael D. Cima
CHECKED Fess Teklehaimanot
DRAWN BECKY M. LEACH
CHECKED M.D.C. & F.T.

EXAMINED Thomas J. Domagala
PASSED Ralph E. Anderson
January 22, 2007
ENGINEER OF BRIDGE DESIGN
ENGINEER OF BRIDGES AND STRUCTURES

Notes: Four steps monolithically with cap.
Space reinforcement in cap to miss anchor bolts.
For Anchor Bolt installation details see sheet 30 of 51.
For Bar Splicer details see sheet 48 of 51.
For Section B-B see sheet 46 of 51.
For Bill of Material and bar bending details see sheet 47 of 51.

MIN. BAR LAPS
#5 bars = 1'-8"
#7 bars = 4'-10"

PIER 2 (STAGE II - SB)
F.A.I. RT. 57 SEC. (X1-6-2)VB-2
WILLIAMSON COUNTY
STA. 1516+58.56
S.N. 100-0086 (N.B.) & S.N. 100-0087 (S.B.)