

SIGNAL HEAD PLACEMENTS FOR STAGE II.1

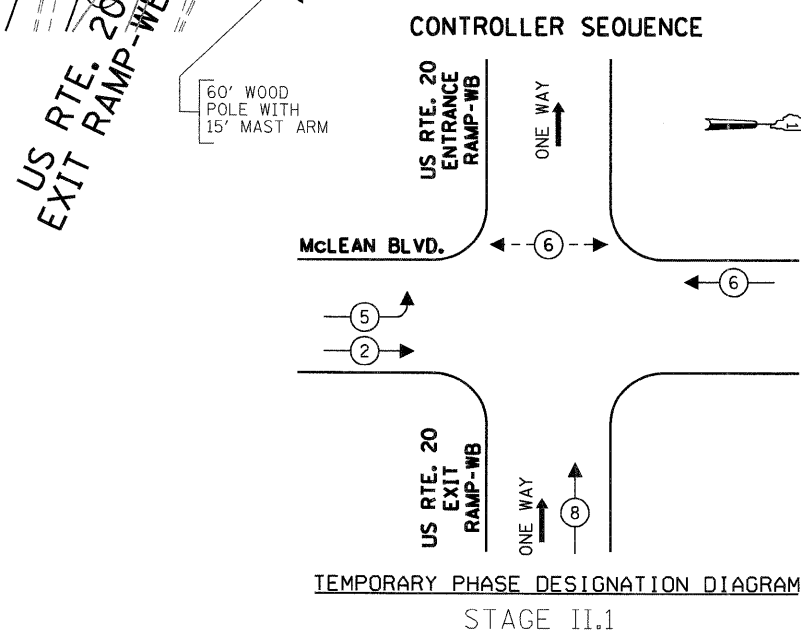
LEGEND
 TEMPORARY CONCRETE BARREL WITH POST FOR SIGNAL HEAD, PEDESTRIAN SIGNALS AND PUSH-BUTTONS

I.D.O.T. TRAFFIC SIGNAL INSTALLATION ELECTRICAL SERVICE REQUIREMENTS						TOTAL WATTAGE
TYPE	NO LAMPS	WATTAGE		OPERATION		
		INCAND.	LED			
SIGNAL (RED)	9	135	17	0.50	76.5	
(YELLOW)	9	135	25	0.25	56.25	
(GREEN)	9	135	15	0.25	33.75	
ARROW	4	135	15	0.10	4.8	
PED. SIGNAL	2	30	25	1.00	50	
CONTROLLER	1	100	100	1.00	100	
ILLUM. SIGN				0.05		
VIDEO SYSTEM	1	150		1.00	150	
FLASHER				0.50		
TOTAL =					471.3	

ENERGY COSTS TO:
 CITY OF ELGIN
 150 DEXTER COURT
 ELGIN, ILLINOIS 60120-5570

ENERGY SUPPLY CONTACT: **ELLIE SARALLO**
 PHONE: (630) 424 5124
 COMPANY: COMMONWEALTH EDISON

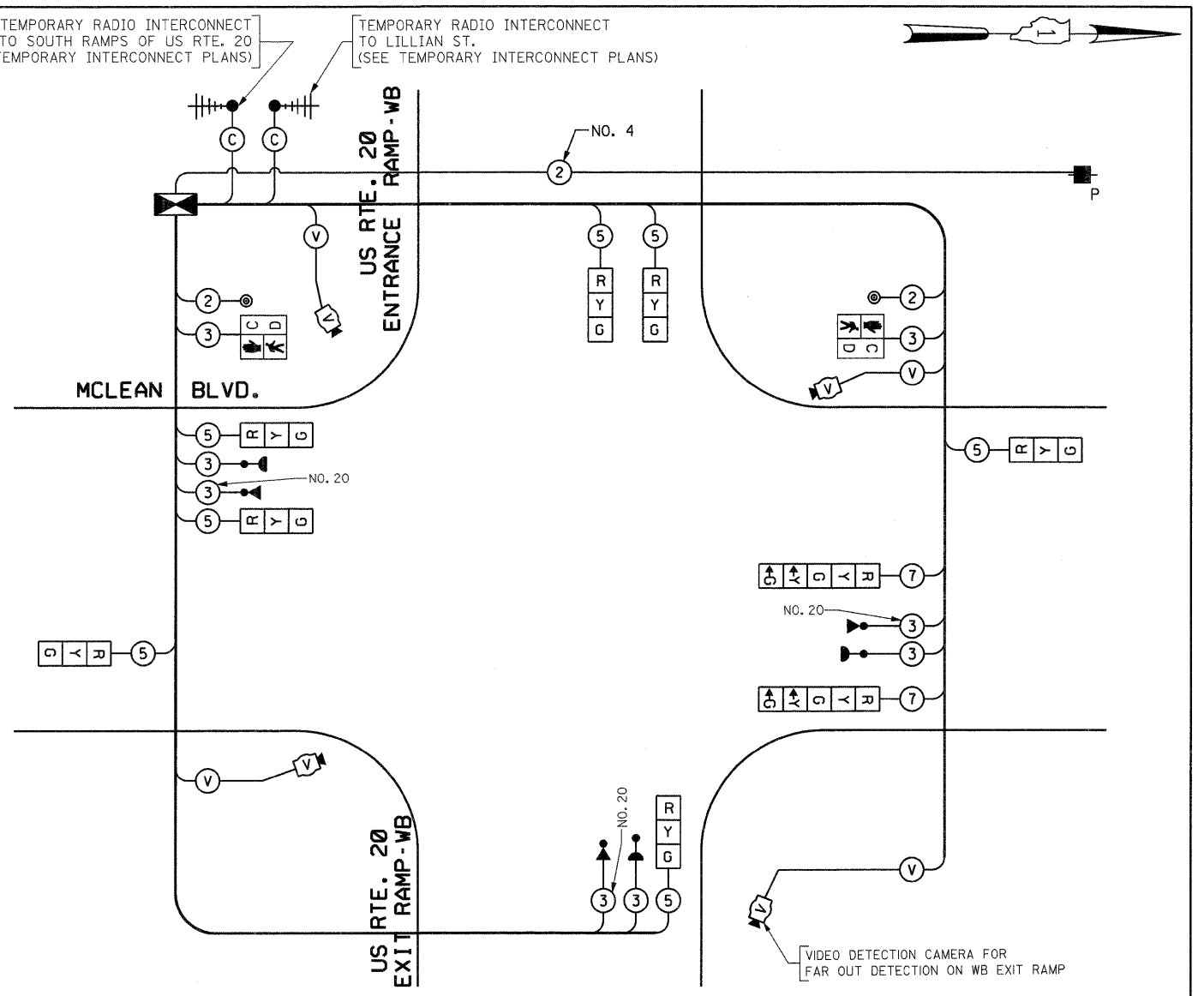
FILE NAME =	USER NAME = #USER#	DESIGNED - PKG	REVISED -
#FILEL#		DRAWN - MAA, EA	REVISED -
	PLOT SCALE = #SCALE#	CHECKED - PKG	REVISED -
	PLOT DATE = #DATE#	DATE - 02/10/2012	REVISED -



CONTROLLER SEQUENCE

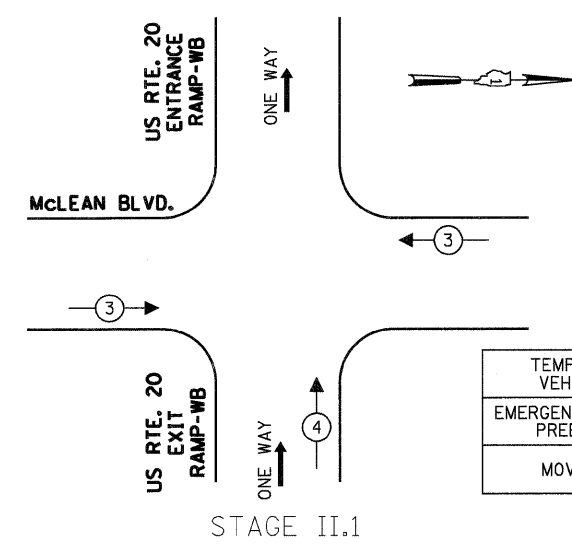
TEMPORARY PHASE DESIGNATION DIAGRAM STAGE II.1

LEGEND
 (x) DUAL ENTRY PHASE
 (x) SINGLE ENTRY PHASE
 O.L. OVERLAP
 (x) PEDESTRIAN PHASE
 * NUMBER REFERS TO ASSOCIATED PHASE



TEMPORARY CABLE PLAN (NOT TO SCALE) STAGE II.1

TEMPORARY EMERGENCY VEHICLE PREEMPTION SEQUENCE



STAGE II.1

THE TRAFFIC SIGNAL CONTROL EQUIPMENT FOR THIS PROJECT SHALL BE "EAGLE" TO MATCH THE EXISTING ADJACENT SYSTEM.

TEMPORARY EMERGENCY VEHICLE PREEMPTORS		
EMERGENCY VEHICLE PREEMPTOR	3	4
MOVEMENT	←	↑

STATE OF ILLINOIS
 DEPARTMENT OF TRANSPORTATION

TEMPORARY TRAFFIC SIGNAL INSTALLATION, TEMPORARY CABLE PLAN, TEMPORARY PHASE DESIGNATION DIAGRAM, AND TEMPORARY EMERGENCY VEHICLE PREEMPTION SEQUENCE				F.A.P. RTE. 345	SECTION BR-R	COUNTY KANE	TOTAL SHEETS 794	SHEET NO. 413
McLEAN BOULEVARD AT NORTH RAMPS OF US RTE. 20 STAGE II.1 (SHEET 5 OF 11)				FED. ROAD DIST. NO. - [ILLINOIS] FED. AID PROJECT		CONTRACT NO. 60H45		
SCALE: 1"=20'	SHEET NO.	OF SHEETS	STA.	TO STA.				