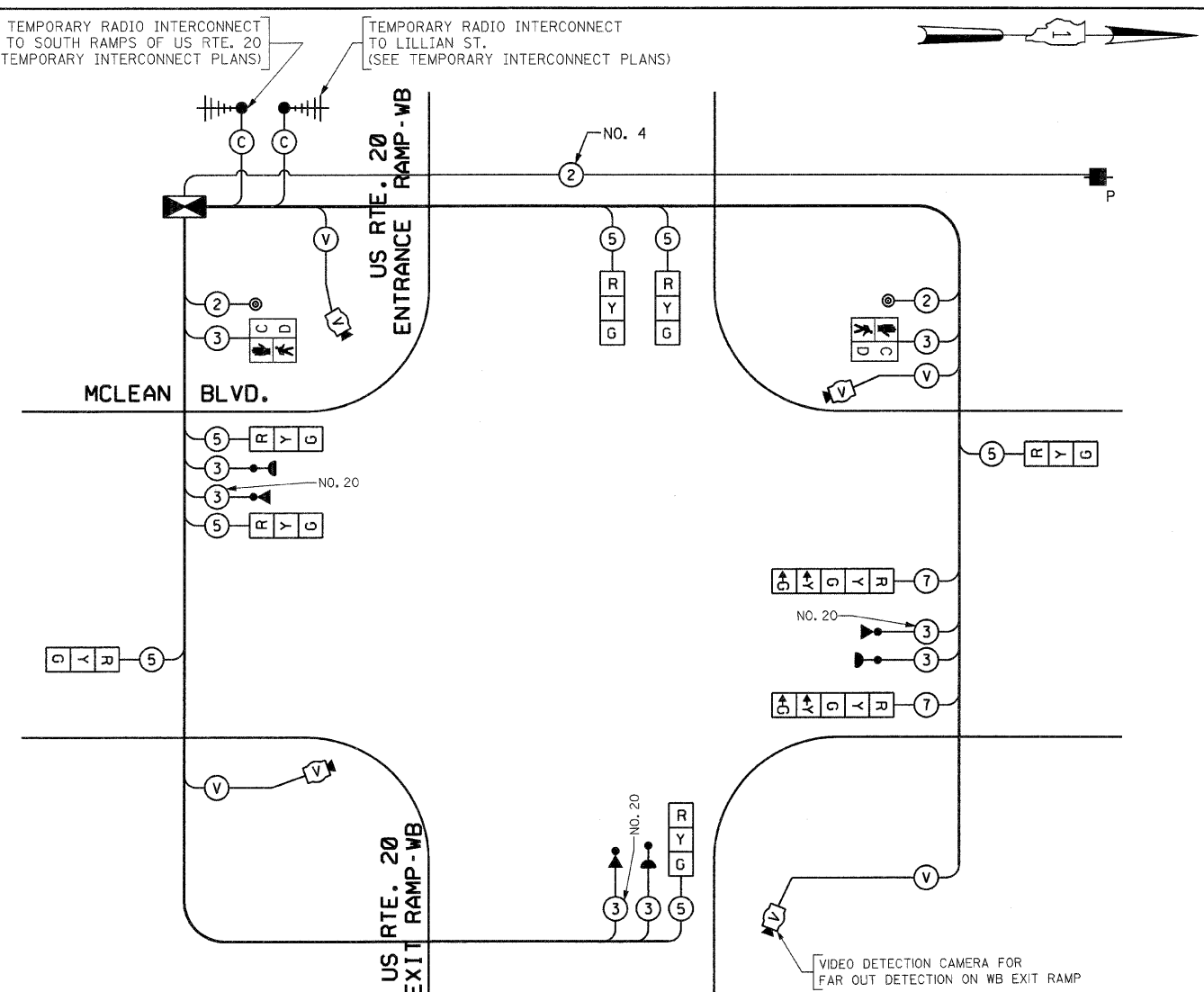


SIGNAL HEAD PLACEMENTS FOR STAGE II.4A

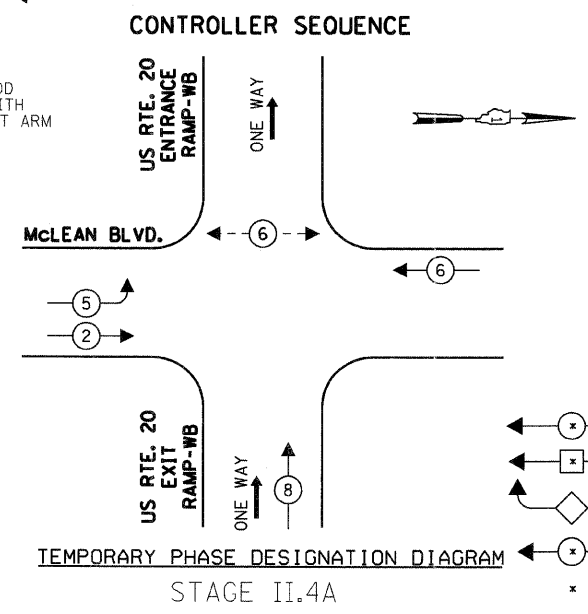


TEMPORARY CABLE PLAN
(NOT TO SCALE)
STAGE II.4A

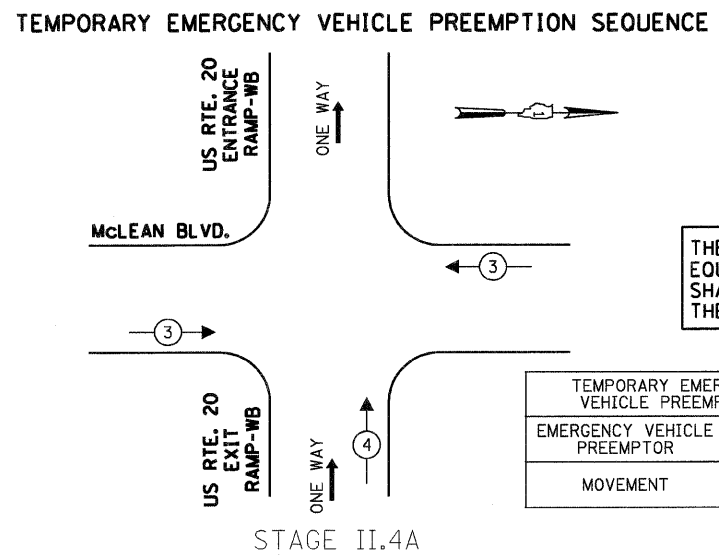
LEGEND
 TEMPORARY CONCRETE BARREL WITH POST FOR SIGNAL HEAD, PEDESTRIAN SIGNALS AND PUSH-BUTTONS

I.D.O.T. TRAFFIC SIGNAL INSTALLATION ELECTRICAL SERVICE REQUIREMENTS					TOTAL WATTAGE
TYPE	NO LAMPS	WATTAGE		%OPERATION	
SIGNAL (RED)	9	135	17	0.50	76.5
(YELLOW)	9	135	25	0.25	56.25
(GREEN)	9	135	15	0.25	33.75
ARROW	4	135	12	0.10	4.8
PED. SIGNAL	2	90	25	1.00	50
CONTROLLER	1	100	100	1.00	100
ILLUM. SIGN				0.05	
VIDEO SYSTEM	1	150		1.00	150
FLASHER				0.50	
ENERGY COSTS TO:				TOTAL =	471.3

ENERGY SUPPLY CONTACT: **ELLIE SARALLO**
 PHONE: (630) 424 5124
 COMPANY: COMMONWEALTH EDISON



TEMPORARY PHASE DESIGNATION DIAGRAM
STAGE II.4A



TEMPORARY EMERGENCY VEHICLE PREEMPTORS

EMERGENCY VEHICLE PREEMPTOR	3	4
MOVEMENT	← →	↑

THE TRAFFIC SIGNAL CONTROL EQUIPMENT FOR THIS PROJECT SHALL BE "EAGLE" TO MATCH THE EXISTING ADJACENT SYSTEM.