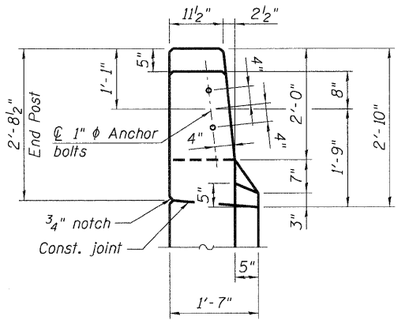

VIEW C-C

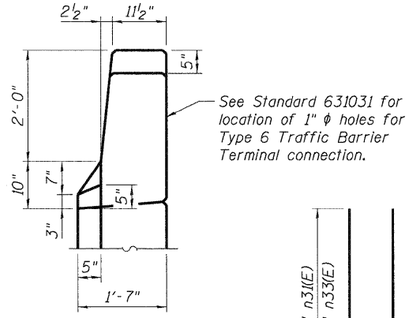

VIEW D-D

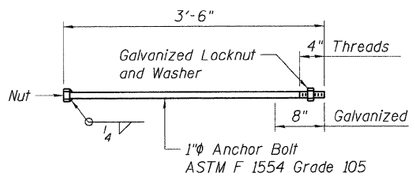

ANCHOR BOLT DETAILS

(For Type 5 Traffic Barrier Terminal connection)

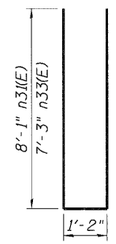

n31(E) & n33(E) BARS

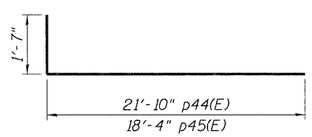

p44(E) & p45(E) BARS

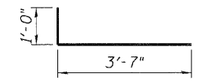

h37(E) BARS

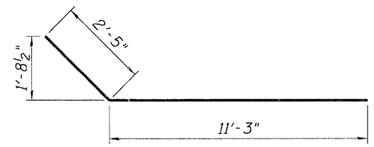

p33(E) BARS

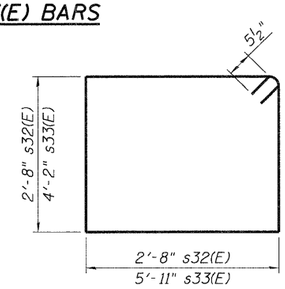

s32(E) & s33(E) BARS

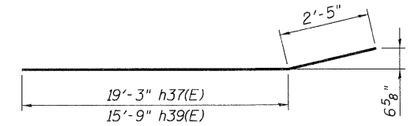

h37(E) & h39(E) BARS

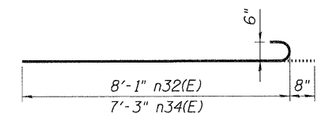

n32(E) & n34(E) BARS

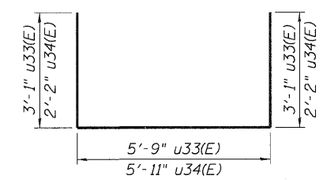

u33(E) & u34(E) BARS

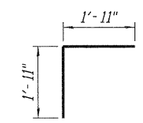

v31(E) BARS

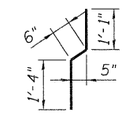

v32(E) BARS

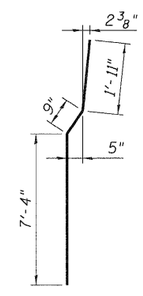

v34(E) BARS

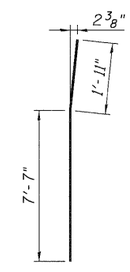

v35(E) BARS

BAR LIST

Bar	No.	Size	Length	Shape
h31(E)	30	#5	29'-2"	
h32(E)	15	#5	42'-3"	
h33(E)	8	#6	29'-2"	
h34(E)	4	#6	42'-3"	
h35(E)	36	#5	4'-7"	
h36(E)	17	#4	21'-8"	
h37(E)	13	#4	21'-8"	
h38(E)	16	#4	18'-2"	
h39(E)	12	#4	18'-2"	
n31(E)	20	#6	17'-4"	
n32(E)	6	#6	8'-9"	
n33(E)	16	#6	15'-8"	
n34(E)	6	#6	7'-11"	
p31(E)	46	#7	30'-9"	
p32(E)	8	#7	43'-10"	
p33(E)	7	#7	13'-8"	
p34(E)	7	#7	35'-0"	
p35(E)	8	#7	15'-6"	
p36(E)	8	#7	33'-2"	
p37(E)	8	#5	9'-11"	
p38(E)	8	#5	32'-0"	
p39(E)	8	#5	12'-0"	
p40(E)	8	#5	18'-6"	
p41(E)	8	#5	7'-5"	
p44(E)	16	#9	23'-5"	
p45(E)	16	#9	19'-11"	
s32(E)	36	#5	11'-7"	
s33(E)	148	#5	21'-1"	
u33(E)	12	#6	11'-11"	
u34(E)	80	#5	10'-3"	
v31(E)	99	#5	3'-10"	
v32(E)	99	#4	2'-11"	
v33(E)	42	#6	9'-10"	
v34(E)	36	#6	10'-0"	
v35(E)	6	#6	9'-6"	
v36(E)	99	#5	9'-5"	
v37(E)	99	#5	10'-8"	

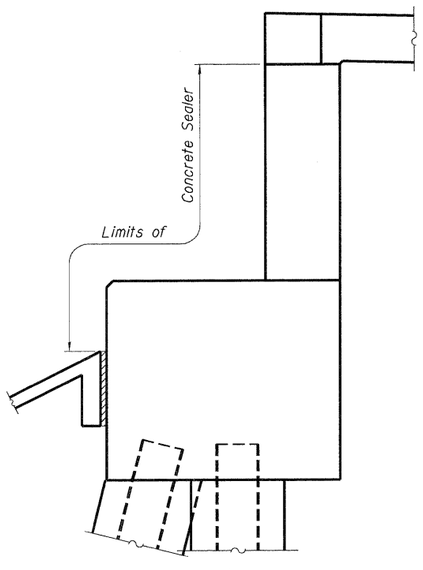

LIMITS OF CONCRETE SEALER

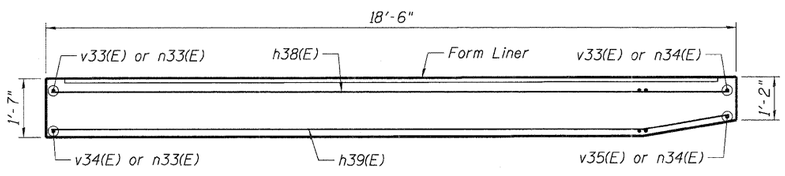

NORTHEAST WINGWALL PLAN

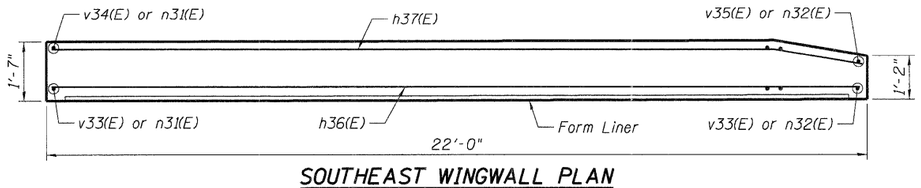

SOUTHEAST WINGWALL PLAN

Note:

See Sht. S-46 for notes.

BILL OF MATERIAL

Item	Unit	Total
Structure Excavation	Cu. Yd.	333
Concrete Structures	Cu. Yd.	200.7
Concrete Superstructure	Cu. Yd.	13.1
Concrete Encasement	Cu. Yd.	15.8
Form Liner Textured Surface	Sq. Ft.	270
Protective Coat	Sq. Yd.	18
Reinforcement Bars, Epoxy Coated	Pound	20,960
Furnishing Steel Piles HP 14x73	Foot	924
Driving Piles	Foot	924
Test Pile Steel HP14x73	Each	1
Pile Shoes	Each	29
Concrete Sealer	Sq. Ft.	1,314
Geocomposite Wall Drain	Sq. Yd.	126
Porous Granular Embankment, Special	Cu. Yd.	340
Pipe Underdrains for Structures 4"	Foot	132