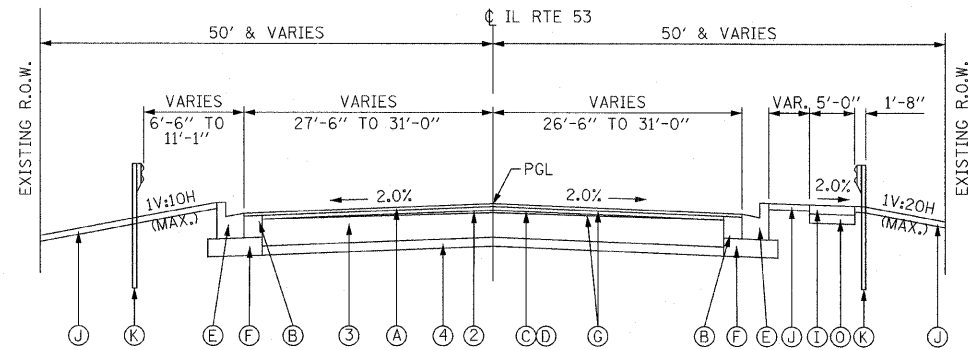
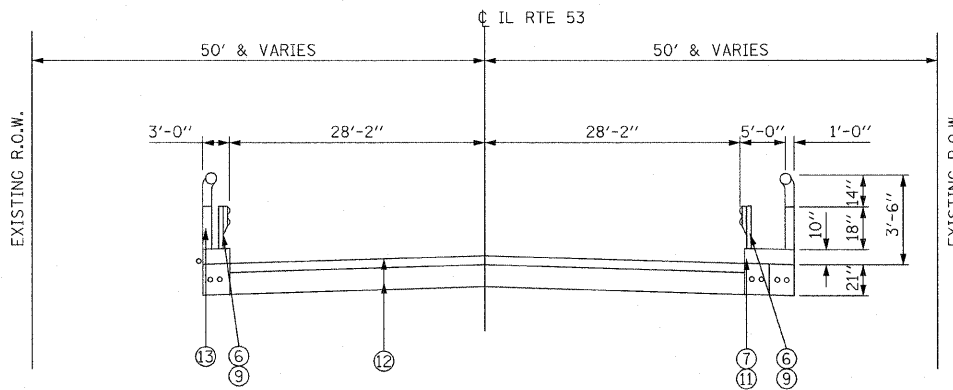


STA. 98+63 TO STA. 99+84
STA. 100+16 TO STA. 101+65

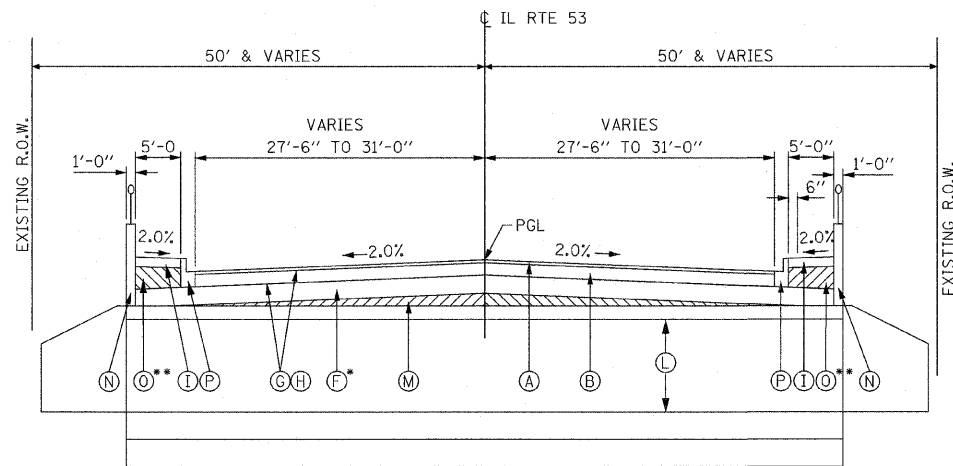


STA. 98+63 TO STA. 99+55.30
STA. 100+45 TO STA. 101+65



EXISTING TYPICAL SECTION

STA. 99+84 TO STA. 100+16



PROPOSED TYPICAL SECTION

STA. 99+55.30 TO STA. 100+45

LEGEND

EXISTING CONDITIONS

- ① HMA SURFACE COURSE, 1 1/2"
- ② HMA BINDER COURSE, 3"
- ③ HMA BASE COURSE, 11"
- ④ AGGREGATE BASE
- ⑤ CURB & GUTTER TYPE B-6. 12
- ⑥ STEEL PLATE BEAM GUARDRAIL
- ⑦ P.C.C SIDEWALK
- ⑧ HMA SURFACE REMOVAL 2"
- ⑨ GUARDRAIL REMOVAL
- ⑩ COMBINATION CURB AND GUTTER REMOVAL
- ⑪ SIDEWALK REMOVAL
- ⑫ CONCRETE BRIDGE STRUCTURE
- ⑬ P.C.C PARAPET WALL

PROPOSED CONDITIONS

- Ⓐ POLYMERIZED HMA SURFACE COURSE, MIX "F", N90 2"
- Ⓑ HMA BASE COURSE (HMA BINDER COURSE, IL-19.0, N90) 8 1/4"
- Ⓒ LEVELING BINDER (MACHINE METHOD), N70 (3/4"-2 1/4") (IN TWO LIFTS)
- Ⓓ POLYMERIZED HMA BINDER COURSE, IL-19.0, N90 (2 1/4"-5 1/2") (IN TWO LIFTS)
- Ⓔ COMBINATION CURB & GUTTER TYPE B-6.12
- Ⓕ AGGREGATE SUBGRADE IMPROVEMENT 12"
- Ⓖ BITUMINOUS MATERIALS (PRIME COAT)
- Ⓗ AGGREGATE (PRIME COAT)
- Ⓘ P.C.C. SIDEWALK 5"
- Ⓝ PARKWAY RESTORATION: EROSION CONTROL BLANKET SEEDING, CLASS 2A OR CLASS 4A (MODIFIED), (SEE PLANS) TOPSOIL FURNISH AND PLACE, 4"
- Ⓚ STEEL PLATE BEAM GUARDRAIL, TYPE A, 6 FOOT POST
- Ⓛ THREE SIDED PRECAST CONCRETE STRUCTURE 28' X 10'
- Ⓜ POROUS GRANULAR EMBANKMENT, SUBGRADE
- Ⓝ PARAPET AND ALUMINUM RAILING, TYPE L
- Ⓞ SUBBASE GRANULAR MATERIAL, TYPE B 6"
- Ⓟ COMBINATION CURB & GUTTER TYPE B-8.12

HOT-MIX ASPHALT MIXTURE REQUIREMENTS	
MIXTURE TYPE	AIR VOIDS
HMA SURFACE COURSE	
POLYMERIZED HMA SURFACE COURSE, MIX "F", N90 (IL-9.5mm) 2"	4% @ 90 Gyr.
HMA BINDER COURSE	
HMA BASE COURSE (HMA BINDER COURSE, IL-19.0, N90) 8 1/4"	4% @ 90 Gyr.
LEVELING BINDER	
LEVELING BINDER (MACHINE METHOD), N70 (IL-9.5mm) 3/4"- 2 1/4"	4% @ 70 Gyr.
POLYMERIZED HMA BINDER COURSE, IL-19.0, N90 2 1/4"- 5 1/2"	4% @ 90 Gyr.
MEDIAN	
HMA SURFACE COURSE, MIX "D", N50 4" (IL-9.5mm)	4% @ 50 Gyr.
TEMPORARY PAVEMENT	
HMA SURFACE COURSE, MIX "D", N50 (IL-9.5mm) 2"	4% @ 50 Gyr.
HMA BINDER, IL-19mm, N50 8"	4% @ 50 Gyr.
IF THE CONTRACTOR CHOOSES TO USE CONCRETE FOR THE TEMPORARY PAVEMENT THE THICKNESS SHALL BE 10".	
THE UNIT WEIGHT USED TO CALCULATE ALL HMA SURFACE MIXTURE QUANTITIES IS: 112 LBS/SQ YD/IN.	
The "AC Type" for Polymerized HMA Mixes SHALL BE "SBS/SBR PG 70 -22" AND FOR NON-POLYMERIZED HMA THE "AC TYPE" shall be "PG 64 -22" UNLESS modified by District ONE Special Provisions.	
FOR "PERCENT OF RAP/RAS" SEE DISTRICT ONE SPECIAL PROVISIONS.	

- ⚠️ * AGGREGATE SUBGRADE IMPROVEMENT MAY VARY FROM 12" OVER THE PROPOSED THREE-SIDED STRUCTURE.
- ** ANY VARIANCE IN THICKNESS OF SUBBASE GRANULAR MATERIAL, TYPE B 6" OVER THE PROPOSED THREE-SIDED STRUCTURE WILL BE INCIDENTAL TO SUBBASE GRANULAR MATERIAL, TYPE B 6".

FILE NAME = ...\\DIGM83-sht-typical.dgn



DESIGNED - ADW	REVISED - ⚠️ 3/27/2012 JRB
DRAWN - GEW	REVISED -
CHECKED - RJD	REVISED -
DATE - 12/12/2011	REVISED -

STATE OF ILLINOIS
DEPARTMENT OF TRANSPORTATION

IL ROUTE 53 OVER ST JOSEPH'S CREEK
EXISTING AND PROPOSED TYPICAL SECTIONS

F.A.P. RTE. 870	SECTION 534R-B	COUNTY DuPAGE	TOTAL SHEETS 51	SHEET NO. 7
SCALE: NTS			SHEET NO. 1 OF 1 SHEETS	
STA. TO STA.			ILLINOIS FED. AID PROJECT	

CONTRACT NO. 60M83