SIGN DETAIL

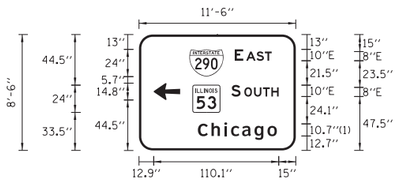

SIGN NUMBER	HIG-GM-7210
WIDTH x HGHT.	11'-6" x 8'-6"
BORDER WIDTH	2"
CORNER RADIUS	12"
MOUNTING	Ground
BACKGROUND	TYPE: AP Sheeting
	COLOR: Green
LEGEND/BORDER	TYPE: AP Sheeting
	COLOR: White/White

SYMBOL	ROT	X	Y	WID	HT
M1_1	0	44.3	65	30	24
AR_Type A	90	12.9	44.4	14.8	23.3
M1-I100A	0	47.3	33.5	24	24

Panel Style: BW_conv_guide-.ssi
Dimensions are in inches.tenths Letter locations are panel edge to lower left corner

LETTER POSITIONS (X)																LENGTH	SERIES/SIZE
E	A	S	T														E 2000
84.3	94.4	103.5	110.8													32.5	10.8
S	O	U	T	H													E 2000
81.3	92.7	101.3	109.1	116.5												41.6	10.8
C	h	i	c	a	g	o											ClearviewHwy-5-W
51.9	63.8	75.1	81	90.7	101.7	113.1										69.5	10.7/8.7

SIGN DETAIL

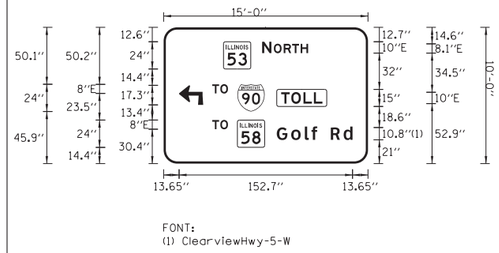

SIGN NUMBER	HIG-BR-7211
WIDTH x HGHT.	15'-0" x 10'-0"
BORDER WIDTH	2"
CORNER RADIUS	12"
MOUNTING	Overhead
BACKGROUND	TYPE: AP Sheeting
	COLOR: Green
LEGEND/BORDER	TYPE: AP Sheeting
	COLOR: White/Black/White

SYMBOL	ROT	X	Y	WID	HT
M1-I100A	0	52.8	83.4	24	24
AR_Type C 90L	0	13.6	51.7	17.3	21.2
M1_1	0	65	45.9	24	24
M1-I100A	0	65	14.4	24	24

Panel Style: BW_conv_guide-.ssi
Dimensions are in inches.tenths Letter locations are panel edge to lower left corner

LETTER POSITIONS (X)																LENGTH	SERIES/SIZE
N	O	R	T	H													E 2000
86.8	97.1	105.8	113.2	120.7												40.4	10.8.1
T	O																E 2000
42.8	50															13.8	8
T	O	L	L														E 2000
103.5	112.4	123.1	132.3													36.3	10
T	O																E 2000
42.8	50															13.8	8
G	o	I	f		R	d											ClearviewHwy-5-W
99.7	112.4	124.4	130.2	135.4	147.2	158.5										66.7	10.8.8.8

SIGN DETAIL

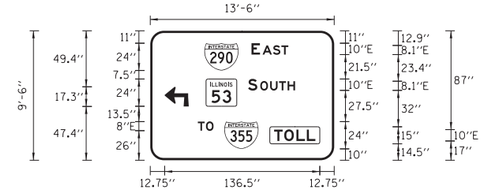

SIGN NUMBER	HIG-BR-7212
WIDTH x HGHT.	13'-6" x 9'-6"
BORDER WIDTH	2"
CORNER RADIUS	12"
MOUNTING	Overhead
BACKGROUND	TYPE: AP Sheeting
	COLOR: Green
LEGEND/BORDER	TYPE: AP Sheeting
	COLOR: White/Black/White

SYMBOL	ROT	X	Y	WID	HT
M1_1	0	47.7	79	30	24
AR_Type C 90L	0	12.7	47.4	17.3	21.2
M1-I100A	0	49.2	47.5	27	24
M1_1	0	65.3	10	30	24

Panel Style: BW_conv_guide-.ssi
Dimensions are in inches.tenths Letter locations are panel edge to lower left corner

LETTER POSITIONS (X)																LENGTH	SERIES/SIZE
E	A	S	T														E 2000
89.2	98.9	108	115.5													32.4	10.8.1
S	O	U	T	H													E 2000
86.2	96.9	105.6	113.5	120.9												41.3	10.8.1
T	O																E 2000
41.9	49.1															13.8	8
T	O	L	L														E 2000
109.1	118	128.7	137.9													36.3	10

SIGN DETAIL

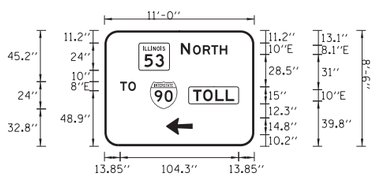

SIGN NUMBER	HIG-GM-7213
WIDTH x HGHT.	11'-0" x 8'-6"
BORDER WIDTH	2"
CORNER RADIUS	12"
MOUNTING	Ground
BACKGROUND	TYPE: AP Sheeting
	COLOR: Green
LEGEND/BORDER	TYPE: AP Sheeting
	COLOR: White/Black/White

SYMBOL	ROT	X	Y	WID	HT
M1-I100A	0	30.3	66.8	27	24
M1_1	0	40.1	32.8	24	24
AR_Type A	90	54.3	10.2	14.8	23.3

Panel Style: BW_conv_guide-.ssi
Dimensions are in inches.tenths Letter locations are panel edge to lower left corner

LETTER POSITIONS (X)																LENGTH	SERIES/SIZE
N	O	R	T	H													E 2000
67.3	78	86.7	94.1	101.6												40.8	10.8.1
T	O																E 2000
13.8	21															13.9	8
T	O	L	L														E 2000
78	86.9	97.6	106.8													36.3	10

SIGN DETAIL

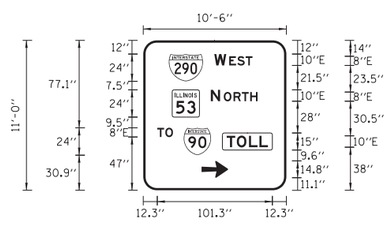

SIGN NUMBER	HIG-GM-7215
WIDTH x HGHT.	10'-6" x 11'-0"
BORDER WIDTH	2"
CORNER RADIUS	12"
MOUNTING	Ground
BACKGROUND	TYPE: AP Sheeting
	COLOR: Green
LEGEND/BORDER	TYPE: AP Sheeting
	COLOR: White/Black/White

SYMBOL	ROT	X	Y	WID	HT
M1_1	0	22.5	96	30	24
M1-I100A	0	25.5	64.4	24	24
M1_1	0	35.6	30.9	24	24
AR_Type A	270	51.3	11	14.8	23.3

Panel Style: BW_conv_guide-.ssi
Dimensions are in inches.tenths Letter locations are panel edge to lower left corner

LETTER POSITIONS (X)																LENGTH	SERIES/SIZE
W	E	S	T														E 2000
62.5	75.7	82.8	90.2													33.7	10.8
N	O	R	T	H													E 2000
59.5	70.9	79.5	86.8	94.2												41.2	10.8
T	O																E 2000
12.3	19.5															13.8	8
T	O	L	L														E 2000
73.5	82.4	93.1	102.3													36.3	10

SIGN DETAIL

SIGN NUMBER	XXX
WIDTH x HGHT.	
BORDER WIDTH	
CORNER RADIUS	
MOUNTING	
BACKGROUND	TYPE:
	COLOR:
LEGEND/BORDER	TYPE:
	COLOR:

SYMBOL	ROT	X	Y	WID	HT

Panel Style:
Dimensions are in

LETTER POSITIONS (X)																LENGTH	SERIES/SIZE

COPYRIGHT © 2010, BY BAXTER & WOODMAN, INC.
STATE OF ILLINOIS PROFESSIONAL DESIGN FIRM
LICENSE NO. - 184-001121 - EXPIRES 4/30/2011
23LKB 3/7/2012 1:48:15 PM
...\Standards\Vlotdrv\pdf-EDIT.plt
...\PLOTS\100153-W027-SIGN-DETS-REPORTS.dgn
\\corp.baxwood.com\projects\CrystalLake\IDOT\100153-\40-Design\W0-27 IL-53 Signing\CADD-SURVEY\DRAWINGS\DGNS\100153-W027-SIGN-DETS-REPORTS.dgn

BAXTER & WOODMAN Consulting Engineers

DESIGNED - DJS		REVISED -	
DRAWN - UKB		REVISED -	
CHECKED - LDH		REVISED -	
DATE - 12-13-11		FILE - 100153-W027-SIGN-DETS-REPORTS.dgn	

STATE OF ILLINOIS
DEPARTMENT OF TRANSPORTATION

SIGNING REPORTS

SCALE: NONE STA. TO STA.

F.A.I. RTE.	SECTION	COUNTY	TOTAL SHEETS	SHEET NO.
290	2011-024-SG	DuPAGE/COOK	132	94
		CONTRACT NO. 60P24		

FED. ROAD DIST. NO. 1 | ILLINOIS | FED. AID PROJECT