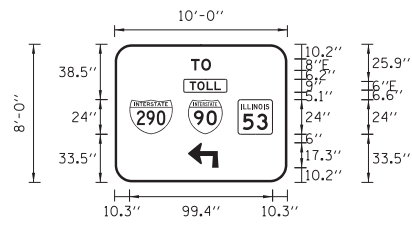


SIGN DETAIL



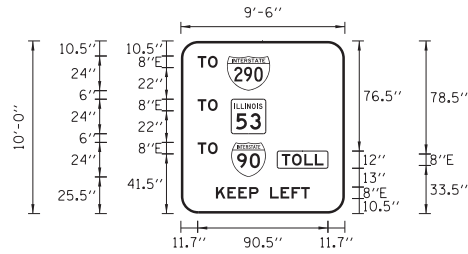
SIGN NUMBER	GLF-BR-7604
WIDTH x HGHT.	10'-0" x 8'-0"
BORDER WIDTH	1.75"
CORNER RADIUS	12"
MOUNTING	Overhead
BACKGROUND	TYPE: AP Sheeting COLOR: Green
LEGEND/BORDER	TYPE: AP Sheeting COLOR: White/Black/White

SYMBOL	ROT	X	Y	WID	HT
M1_1	0	10.3	33.5	30	24
M1_1	0	51	33.5	24	24
M1-H100A	0	85.7	33.5	24	24
AR_Type C	90L0	51	10.2	17.3	21.3

Panel Style: BW\_conv\_guide.ssi  
Dimensions are in inches, tenths Letter locations are panel edge to lower left corner

LETTER POSITIONS (X)										LENGTH	SERIES/SIZE
T	O									E 2000	
53.1	60.2									13.8	8
T	O	L	L							E 2000	
52.1	57.5	63.9	69.4							21.8	6

SIGN DETAIL



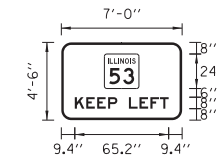
SIGN NUMBER	GLF-GM-7605
WIDTH x HGHT.	9'-6" x 10'-0"
BORDER WIDTH	1.75"
CORNER RADIUS	12"
MOUNTING	Ground
BACKGROUND	TYPE: AP Sheeting COLOR: Green
LEGEND/BORDER	TYPE: AP Sheeting COLOR: White/Black/White

SYMBOL	ROT	X	Y	WID	HT
M1_1	0	32	85.5	30	24
M1-H100A	0	35	55.5	24	24
M1_1	0	35	25.5	24	24

Panel Style: BW\_conv\_guide.ssi  
Dimensions are in inches, tenths Letter locations are panel edge to lower left corner

LETTER POSITIONS (X)										LENGTH	SERIES/SIZE
T	O									E 2000	
11.7	18.9									13.8	8
T	O									E 2000	
11.7	18.9									13.8	8
T	O									E 2000	
11.7	18.9									13.8	8
T	O	L	L							E 2000	
70.1	77.3	85.8	93.2							29	8
K	E	E	P		L	E	F	T		E 2000	
24.4	32.3	39.9	47.5	54	62	69.4	77	83.6		65.2	8

SIGN DETAIL



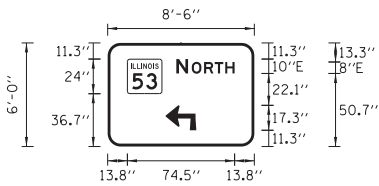
SIGN NUMBER	ALG-WP-7701
WIDTH x HGHT.	7'-0" x 4'-6"
BORDER WIDTH	1.75"
CORNER RADIUS	7"
MOUNTING	Ground
BACKGROUND	TYPE: AP Sheeting COLOR: Green
LEGEND/BORDER	TYPE: AP Sheeting COLOR: White/White

SYMBOL	ROT	X	Y	WID	HT
M1-H00A	0	30	22	24	24

Panel Style: BW\_conv\_guide.ssi  
Dimensions are in inches, tenths Letter locations are panel edge to lower left corner

LETTER POSITIONS (X)										LENGTH	SERIES/SIZE
K	E	E	P		L	E	F	T		E 2000	
9.4	17.3	24.9	32.5	39	47	54.4	62	68.6		65.2	8

SIGN DETAIL



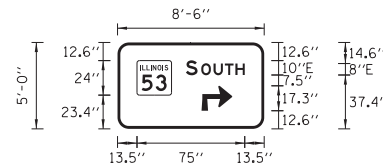
SIGN NUMBER	ALG-BR-7706
WIDTH x HGHT.	8'-6" x 6'-0"
BORDER WIDTH	2"
CORNER RADIUS	9"
MOUNTING	Overhead
BACKGROUND	TYPE: AP Sheeting COLOR: Green
LEGEND/BORDER	TYPE: AP Sheeting COLOR: White/White

SYMBOL	ROT	X	Y	WID	HT
M1-H100A	0	13.8	36.7	24	24
AR_Type C	90R80	40.3	11.3	17.3	21.3

Panel Style: BW\_conv\_guide.ssi  
Dimensions are in inches, tenths Letter locations are panel edge to lower left corner

LETTER POSITIONS (X)										LENGTH	SERIES/SIZE
N	O	R	T	H						E 2000	
47.8	58.5	67	74.4	81.8						40.5	10.8

SIGN DETAIL



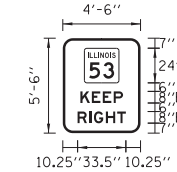
SIGN NUMBER	ALG-WP-7707
WIDTH x HGHT.	8'-6" x 5'-0"
BORDER WIDTH	2"
CORNER RADIUS	8"
MOUNTING	Ground
BACKGROUND	TYPE: AP Sheeting COLOR: Green
LEGEND/BORDER	TYPE: AP Sheeting COLOR: White/White

SYMBOL	ROT	X	Y	WID	HT
M1-H100A	0	13.5	23.4	24	24
AR_Type C	90R0	58.4	12.6	17.3	21.3

Panel Style: BW\_conv\_guide.ssi  
Dimensions are in inches, tenths Letter locations are panel edge to lower left corner

LETTER POSITIONS (X)										LENGTH	SERIES/SIZE
S	O	U	T	H						E 2000	
47.5	58.2	66.8	74.6	82						40.9	10.8

SIGN DETAIL



SIGN NUMBER	**
WIDTH x HGHT.	4'-6" x 5'-6"
BORDER WIDTH	1.75"
CORNER RADIUS	7"
MOUNTING	Ground
BACKGROUND	TYPE: AP Sheeting COLOR: Green
LEGEND/BORDER	TYPE: AP Sheeting COLOR: White/White

SYMBOL	ROT	X	Y	WID	HT
M1-H00A	0	15	35	24	24

Panel Style: BW\_conv\_guide.ssi  
Dimensions are in inches, tenths Letter locations are panel edge to lower left corner

LETTER POSITIONS (X)										LENGTH	SERIES/SIZE
K	E	E	P							E 2000	
12.2	20.1	27.7	35.3							29.6	8
R	I	G	H	T						E 2000	
10.2	18.3	21.6	29.9	37.8						33.5	8

COPYRIGHT © 2010 BY BAXTER & WOODMAN, INC. STATE OF ILLINOIS - PROFESSIONAL DESIGN FIRM 2344KS  
...:\Standards\pict\conv\pdf+edit\pit  
\\c:\p\box\wood.com\proj\ects\CrystalLake\LD01\00653-40-Design\W0-27\_IL-53\_Signing\CADD-SURVEY\DRAWINGS\SIGNS\00653-W027-SIGN-DETS-REPORTS.dgn  
3/7/2012 4:46:53 PM



DESIGNED -	DJS	REVISED -	
DRAWN -	UKB	REVISED -	
CHECKED -	LDH	REVISED -	
DATE	- 12-13-11	FILE	- 100153-W027-SIGN-DETS-REPORTS.dgn

STATE OF ILLINOIS  
DEPARTMENT OF TRANSPORTATION

SIGNING REPORTS

SCALE: NONE

STA. TO STA.

F.A.I. RTE.	SECTION	COUNTY	TOTAL SHEETS	SHEET NO.
290	2011-024-SG	DuPAGE/COOK	132	96
CONTRACT NO. 60P24				
FED. ROAD DIST. NO. 1 ILLINOIS FED. AID PROJECT				