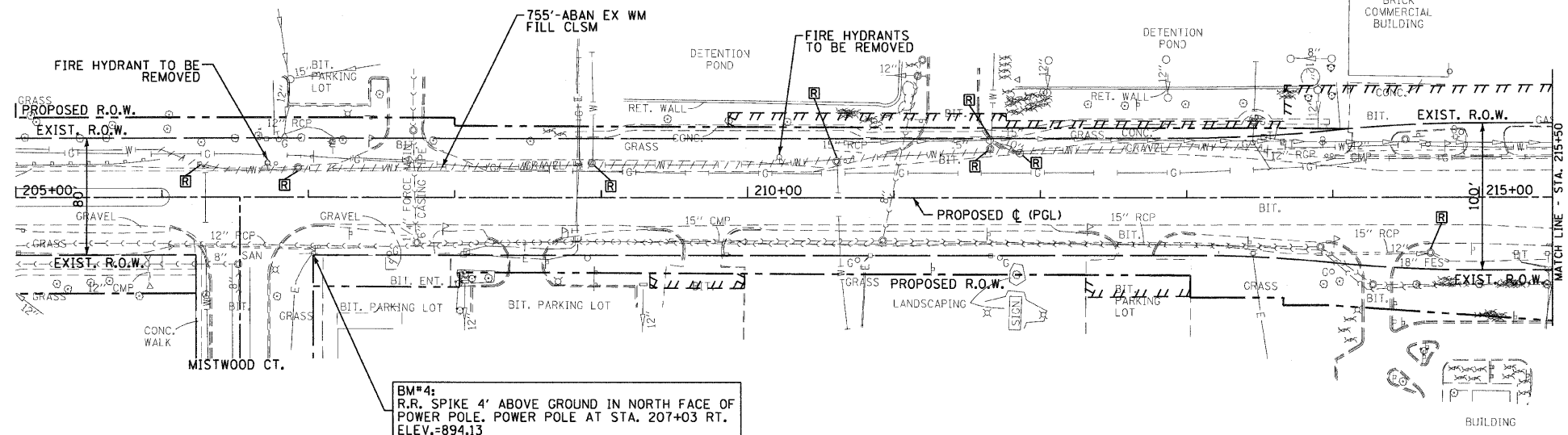




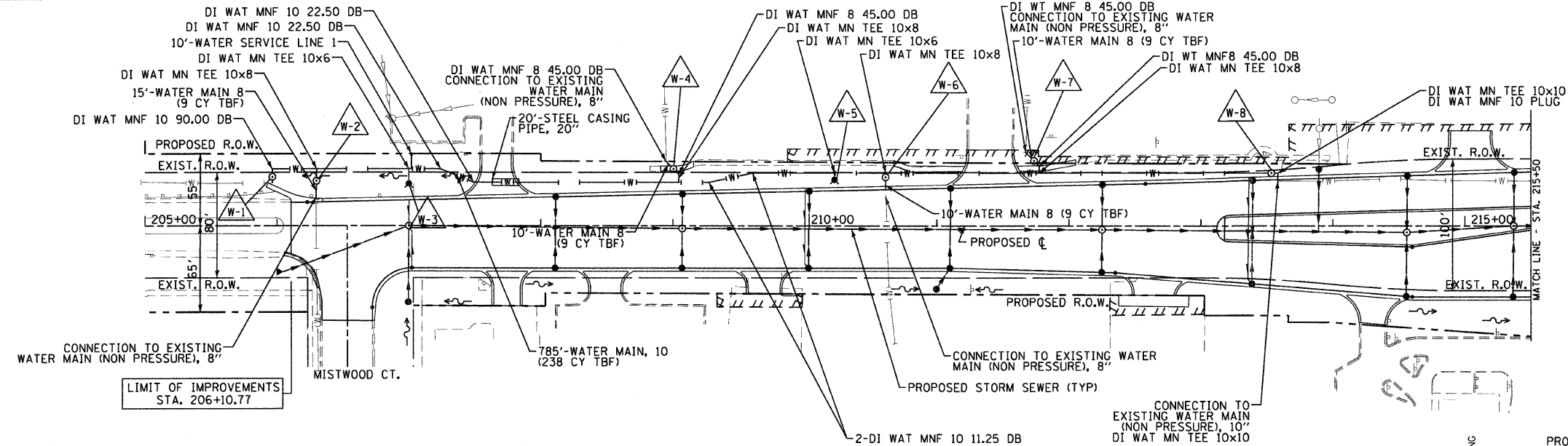
DATE: \_\_\_\_\_ BY: \_\_\_\_\_  
 REVISIONS: \_\_\_\_\_  
 PLAN NO.: \_\_\_\_\_  
 CHECKED: \_\_\_\_\_  
 DATE: \_\_\_\_\_

**LEGEND**

ADJ	STRUCTURE TO BE ADJUSTED
C	STRUCTURE TO BE CLEANED
F	STRUCTURE TO BE FILLED
R	STRUCTURE TO BE REMOVED
REC	STRUCTURE TO BE RECONSTRUCTED
REC	STRUCTURE TO BE RECONSTRUCTED WITH NEW FRAME AND LID OR GRATE
AD	STRUCTURE TO BE ADJUSTED WITH NEW FRAME AND LID OR GRATE
-W-	ABANDON WATER MAIN




EXISTING ILLINOIS ROUTE 176

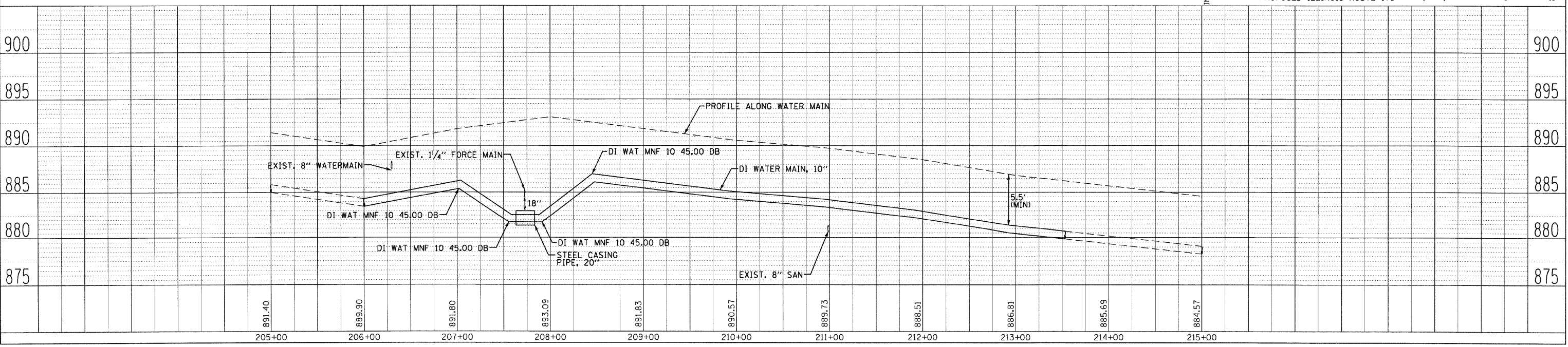


**WATER MAIN STRUCTURE TABLE**

STRUCT. NO.	STATION	OFFSET	STRUCTURE TYPE	RIM
W-1	205+96	37' LT	TAP VALVE & SLEEVE 10 VV TA 5D1A TIF CL	890.50
W-2	206+30	34' LT	WATER VALVES 8 VV TA 4D1A TIF CL	893.88
W-3	207+00	32' LT	FIRE HYDRANTS	-
W-4	209+00	43' LT	WATER VALVES 8 VV TA 4D1A TIF CL	893.20
W-5	210+22	35' LT	FIRE HYDRANTS	-
W-6	210+61	37' LT	WATER VALVES 8 VV TA 4D1A TIF CL	889.78
W-7	211+73	49' LT	WATER VALVES 8 VV TA 4D1A TIF CL	889.17
W-8	213+53	40' LT	WATER VALVES 10 VV TA 5D1A TIF CL	886.05



DATE: \_\_\_\_\_ BY: \_\_\_\_\_  
 REVISIONS: \_\_\_\_\_  
 PROFILE NO.: \_\_\_\_\_  
 CHECKED: \_\_\_\_\_  
 DATE: \_\_\_\_\_



WATER MAIN PLAN IL. RTE. 176 STA. 205+00 TO STA. 215+50