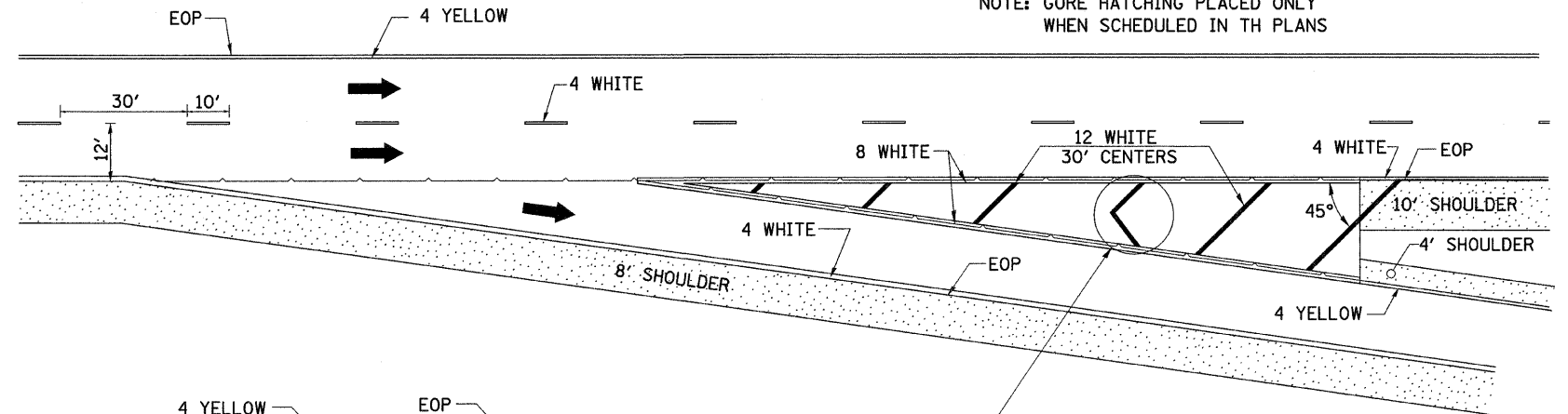


# PAINTING DETAILS

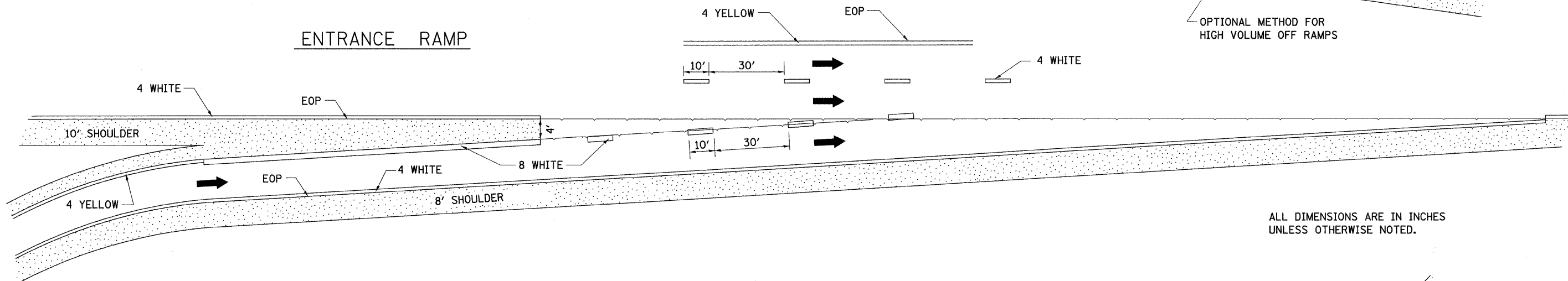
## EXIT RAMP

NOTE: GORE HATCHING PLACED ONLY  
WHEN SCHEDULED IN TH PLANS



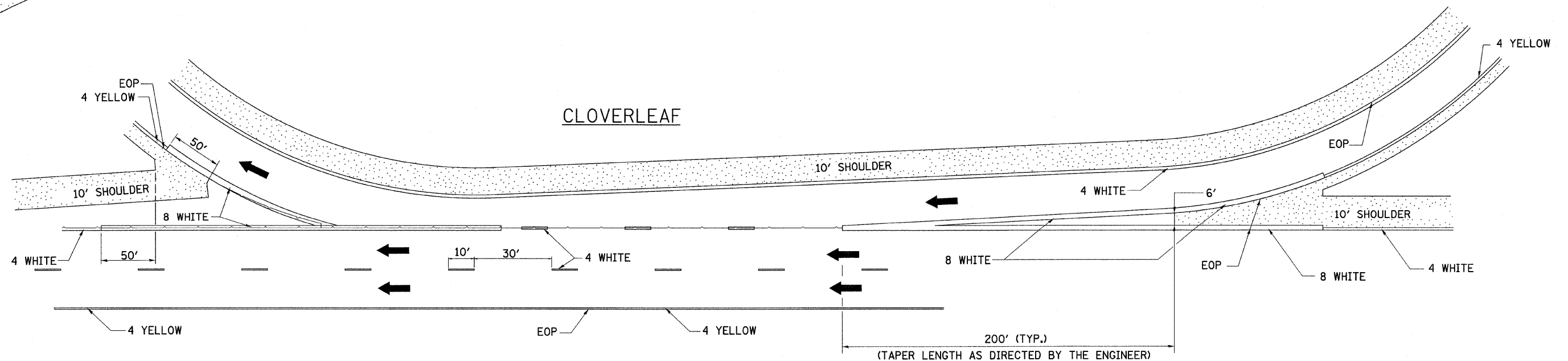
OPTIONAL METHOD FOR  
HIGH VOLUME OFF RAMP

## ENTRANCE RAMP



ALL DIMENSIONS ARE IN INCHES  
UNLESS OTHERWISE NOTED.

## CLOVERLEAF



FILE NAME =	USER NAME = IDOT	DESIGNED -	REVISED - 10-18-11	<b>STATE OF ILLINOIS DEPARTMENT OF TRANSPORTATION</b>	<b>REGION 2 / DISTRICT 2 STANDARD</b>	F.A.P. RTE.	SECTION	COUNTY	TOTAL SHEETS	SHEET NO.	
1:\102705.dwg creek\cadd sheets\0264H21	sh-t-STD44.dgn	DRAWN -	REVISED -			738	(SBM)	WINNEBAGO	24	24	
	PLOT SCALE = 50.0000' / IN.	CHECKED -	REVISED -			CONTRACT NO. 64H21					
	PLOT DATE = 1/24/2012	DATE -	REVISED -			FED. ROAD DIST. NO. 1 [ILLINOIS] FED. AID PROJECT					