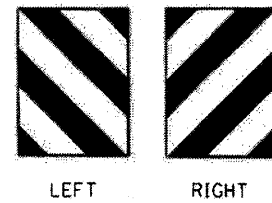
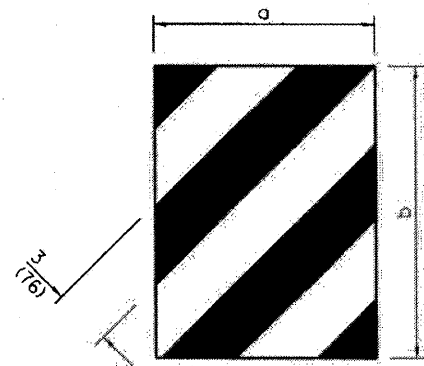


**REFLECTOR MARKER TYPE A**

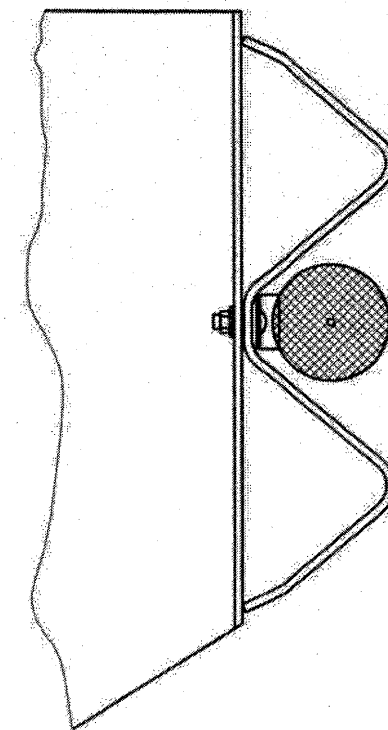
**CASE I**



DIMENSION	CASE I
a	*
b	*

\* The width and height (a, b) of the terminal marker shall be within approximately 1 (25) of the outer edge of the terminal end, with a minimum reflective area of 288 sq. in. (0.18 m<sup>2</sup>).

**TERMINAL MARKER DETAILS**  
Color: Black / Yellow reflectorized



**TYPICAL MOUNTING WITH REFLECTOR**

FILE NAME =	USER NAME = pateluj	DESIGNED =	REVISED =
cr:\pe_work\pedit\pateluj\0250292\0300	03-akti-detas\0300	DRAWN =	REVISED =
	PLOT SCALE = 100.0798 / 1 in.	CHECKED =	REVISED =
	PLOT DATE = 3/8/2012	DATE =	REVISED =

STATE OF ILLINOIS  
DEPARTMENT OF TRANSPORTATION

TERMINAL MARKER AND  
REFLECTOR MARKER DETAILS

SCALE: \_\_\_\_\_ SHEET NO. 1 OF 1 SHEETS STA. \_\_\_\_\_ TO STA. \_\_\_\_\_

F.A.I. RTE.	SECTION	COUNTY	TOTAL SHEETS	SHEET NO.
VAR.	D3 OVD MESSAGE SG - 2012	VAR	50	50
			CONTRACT NO. 66B28	
ILLINOIS				