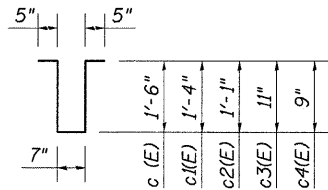


Bar d(E)

Bar d1(E)



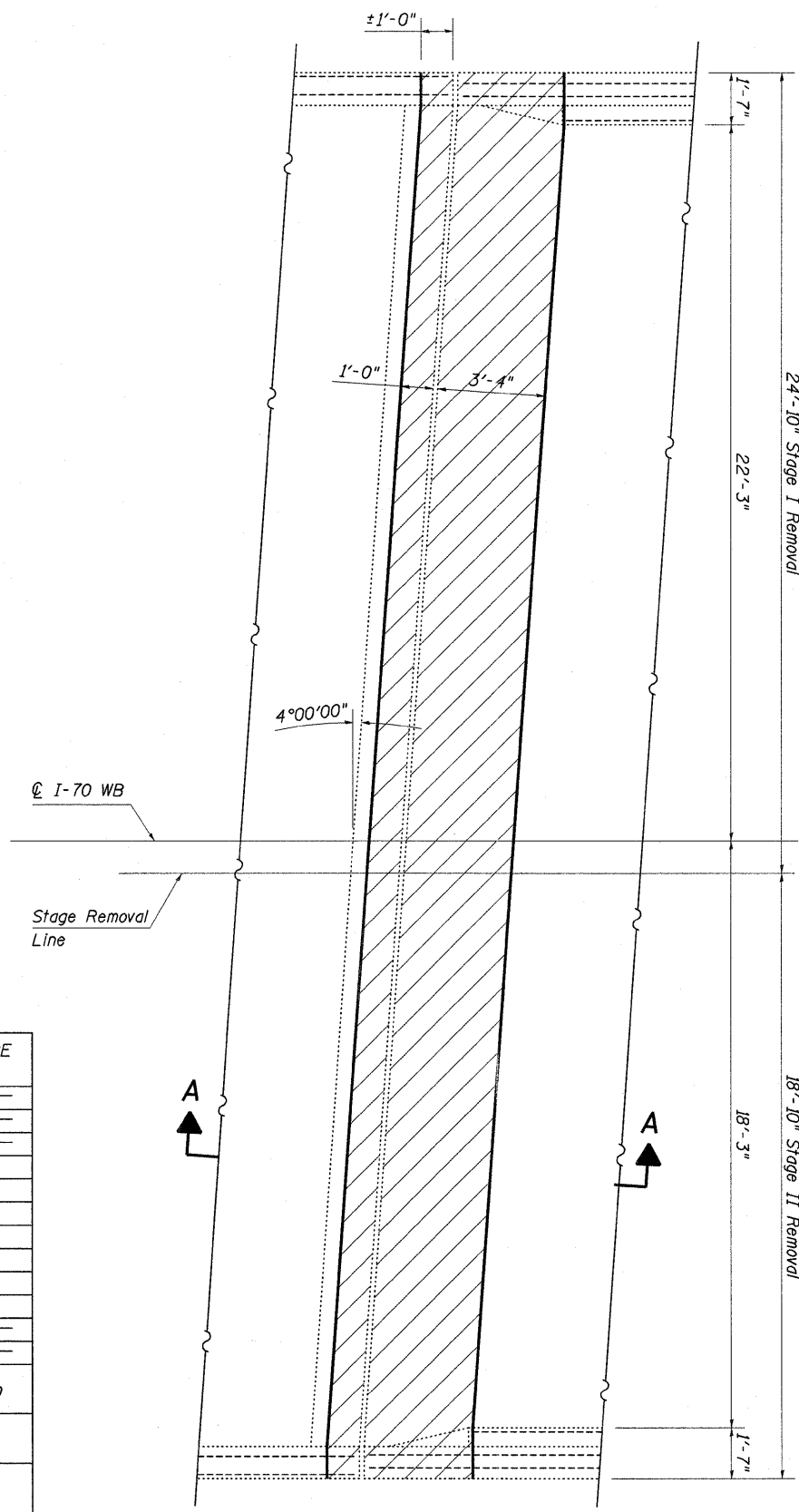
Bars c(E) thru c4(E)

**BILL OF MATERIAL**

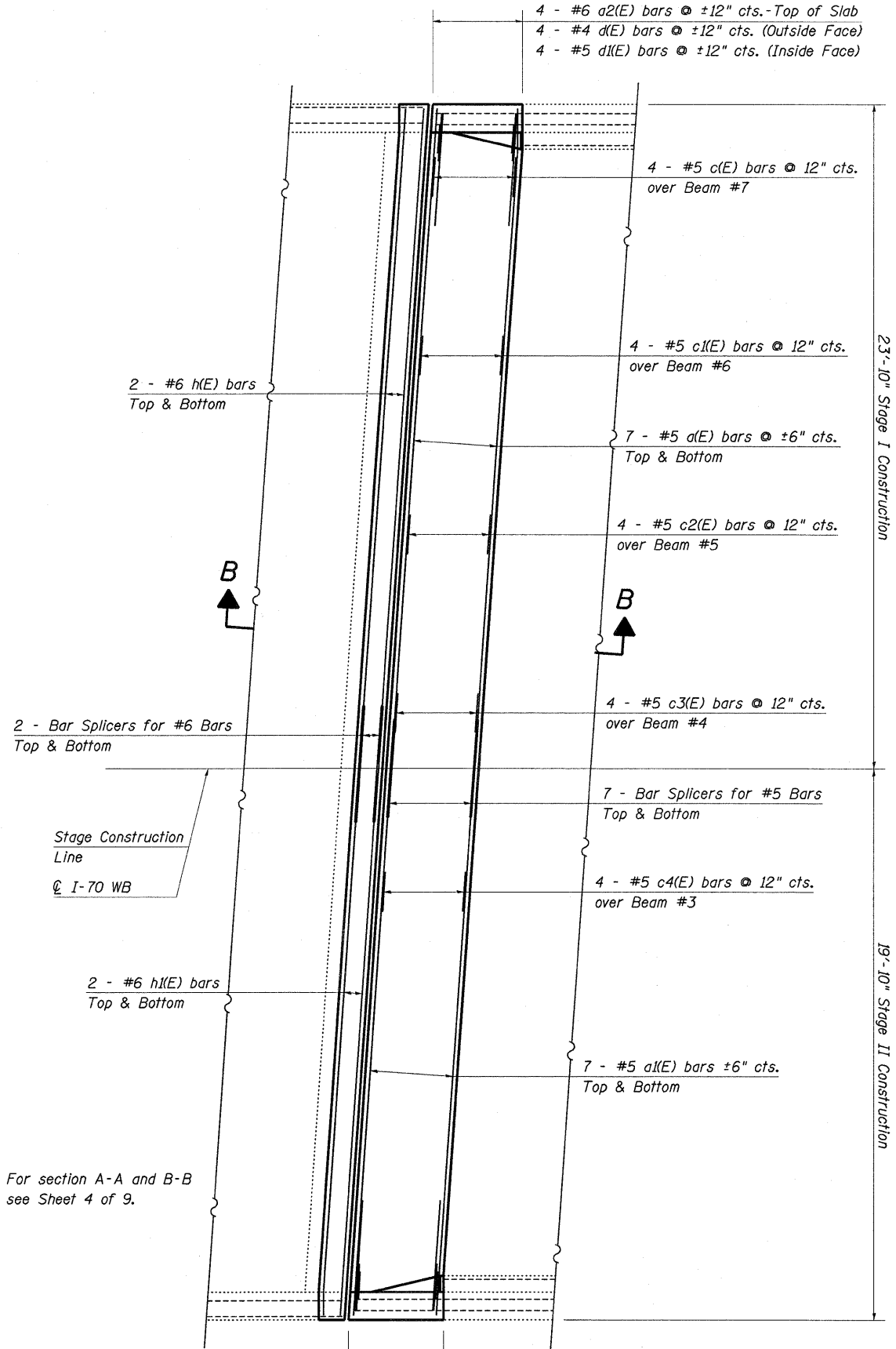
PER ABUTMENT

BAR	NUMBER OF BARS		TOTAL	SIZE	LENGTH	SHAPE
	STAGE I	STAGE II				
a (E)	14		14	#5	23'-6"	—
a1(E)		14	14	#5	19'-6"	—
a2(E)	4	4	8	#6	4'-0"	—
c (E)	4		4	#5	4'-5"	U
c1(E)	4		4	#5	4'-1"	U
c2(E)	4		4	#5	3'-7"	U
c3(E)	4		4	#5	3'-3"	U
c4(E)		4	4	#5	2'-11"	U
d (E)	4	4	8	#4	4'-11"	U
d1(E)	4	4	8	#5	4'-2"	L
h (E)	4		4	#6	23'-6"	—
h1(E)		4	4	#6	19'-6"	—
REINFORCEMENT BARS (EPOXY COATED)					POUND	1060
CONCRETE REMOVAL					CU YD	8.4
CONCRETE SUPERSTRUCTURE					CU YD	8.4

Hatching indicates removal.



**EXISTING PARTIAL PLAN**  
(West Abutment shown; East Abutment similar)



**PROPOSED PARTIAL PLAN**  
(West Abutment shown; East Abutment similar)

FILE NAME =	USER NAME = teasleyck	DESIGNED - KLB	REVISED -
ca:\pw_work\pwidot\teasleyck\08269434\07	4527-ehd-brdetails-0260014.dgn	DRAWN - KLB	REVISED -
	PLOT SCALE = 20.0000' / 1" in.	CHECKED - MEA	REVISED -
	PLOT DATE = 2/16/2012	DATE - 08/08/11	REVISED -

STATE OF ILLINOIS  
DEPARTMENT OF TRANSPORTATION

EXPANSION JOINT REPLACEMENT DETAILS  
SN. 026-0014

SCALE: SHEET NO. 3 OF 9 SHEETS STA. TO STA.

F.A.I. RTE. 70	SECTION	COUNTY	TOTAL SHEETS	SHEET NO.
		Fayette	10	10
CONTRACT NO. 74527			ILLINOIS FED. AID PROJECT	