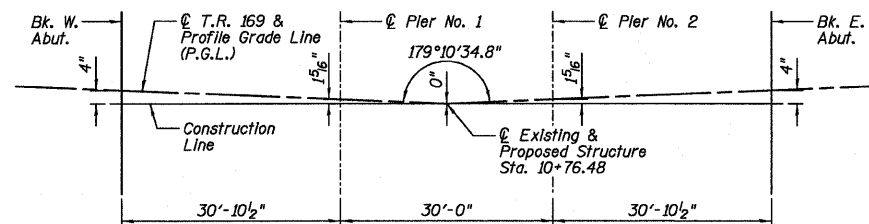


**TOTAL BILL OF MATERIAL**

ITEMS	UNITS	SUPER	SUB	TOTAL
Channel Excavation	Cu. Yd.		340	340
Stone Riprap, Class A4	Sq. Yd.		368	368
Filter Fabric	Sq. Yd.		368	368
Removal of Existing Structures	Each	1		1
Structure Excavation	Cu. Yd.		80	80
Cofferdam Excavation	Cu. Yd.		80	80
Rock Excavation For Structures	Cu. Yd.		9	9
Cofferdam (Type 1) (Location - 1)	Each		1	1
Cofferdam (Type 1) (Location - 2)	Each		1	1
Concrete Structures	Cu. Yd.		53	53
Seal Coat Concrete	Cu. Yd.		1.8	1.8
Concrete Encasement	Cu. Yd.		2.8	2.8
Precast Concrete Bridge Slab	Sq. Ft.	2356		2356
Reinforcement Bars, Epoxy Coated	Pound		6630	6630
Steel Railing, Type S1	Foot		184	184
Furnishing Steel Piles HP10X42	Foot		116	116
Driving Piles	Foot		116	116
Test Pile Steel HP10X42	Each		1	1
Name Plates	Each	1		1
Geocomposite Wall Drain	Sq. Yd.		20	20
Porous Granular Embankment, Special	Cu. Yd.		47	47
Pipe Underdrains For Structures 4"	Foot		110	110

**GENERAL NOTES:**

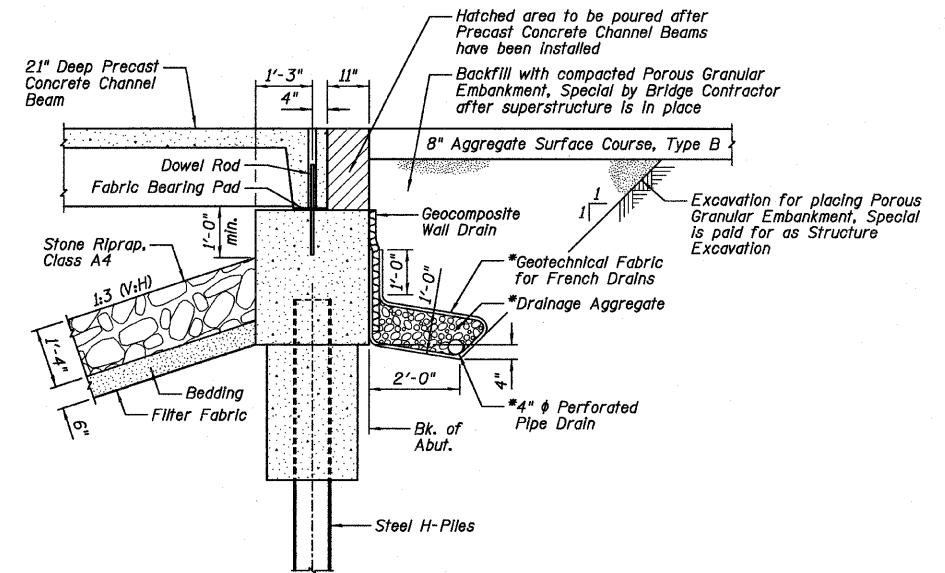

- 1.) Reinforcement bars shall conform to the requirements of ASTM A 706 Gr 60.
- 2.) Reinforcement bars designated (E) shall be epoxy coated.
- 3.) Layout of the slope protection system may be varied to suit ground conditions in the field as directed by the Engineer.
- 4.) Excavation behind existing abutment walls shall be performed to balance front and back soil pressure before removing the existing superstructure.



**OFFSET SKETCH**

PIKE CREEK  
 BUILT 20\_\_ BY  
 LIVINGSTON COUNTY  
 SECTION 09-20110-02-BR  
 STATION 10+76.48  
 STR. NO. 053-4201 LOADING HS20

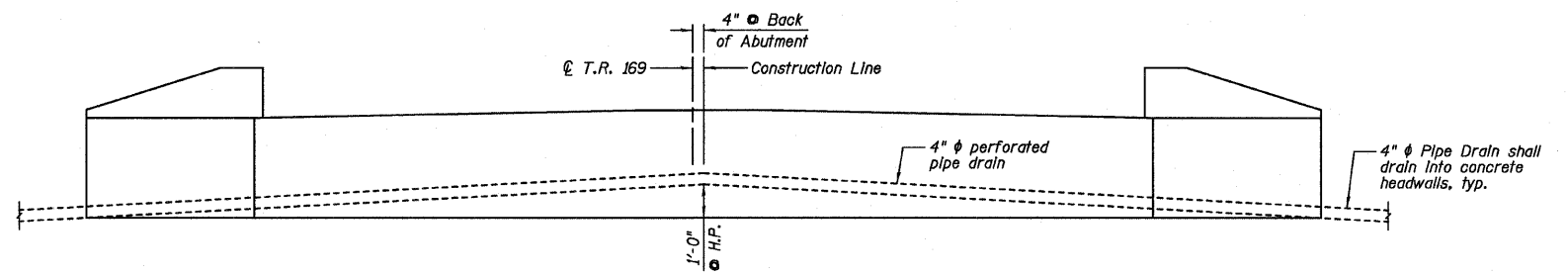
**NAME PLATE**  
 See Standard 515001



**SECTION THRU EAST ABUTMENT**  
 (Similar for West Abutment)

**NOTES:**

- 1.) \*Included in cost of Pipe Underdrains for Structures.
- 2.) All drainage system components shall extend to 2'-0" from the end of each wingwall except an outlet pipe shall extend until intersecting with the side slopes. The pipes shall drain into concrete headwalls. (See Article 601.05 of the Standard Specifications and Highway Standard 601101).



**ABUTMENT ELEVATION, TYPICAL DRAIN DETAIL**  
 (Looking East)

**Farnsworth GROUP, INC.**  
 2709 McDraw Drive  
 Bloomington, Illinois 61704  
 309/893-9435, 309/893-1571 fax

DESIGNED - CEE	REVISION
CHECKED - JML	REVISION
DRAWN - DJM	REVISION
DATE - 02/06/12	CHECKED - MSW
	REVISION

**STATE OF ILLINOIS**  
**DEPARTMENT OF TRANSPORTATION**

**GENERAL DATA**

SHEET NO. B2 OF 9 SHEETS

T.R.	SECTION	COUNTY	TOTAL SHEETS	SHEET NO.
169	09-20110-02-BR	LIVINGSTON	17	7
				CONTRACT NO. 87496
ILLINOIS FED. AID PROJECT				