CONTRACT NO. 97472

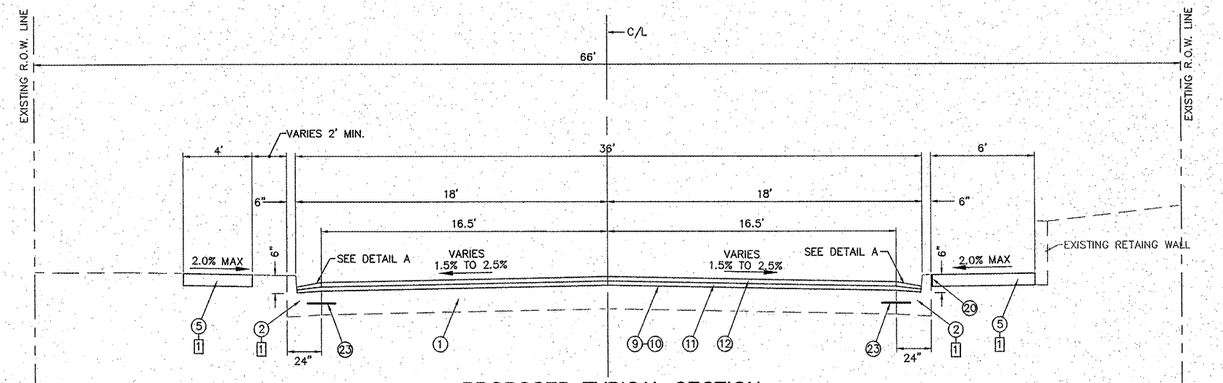

PROPOSED TYPICAL SECTION

MAIN ST.

STA. 12+81.03 TO STA. 13+70

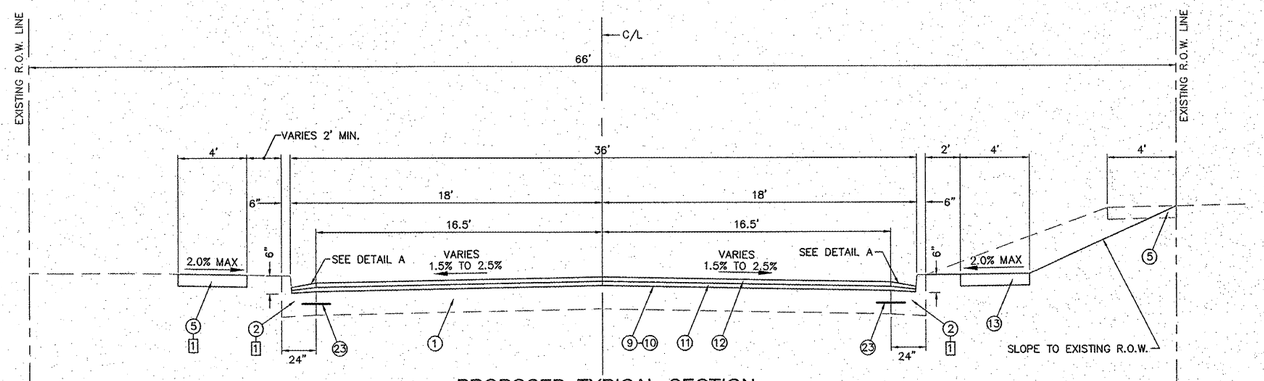

PROPOSED TYPICAL SECTION

MAIN ST.

STA. 13+70 TO STA. 15+23

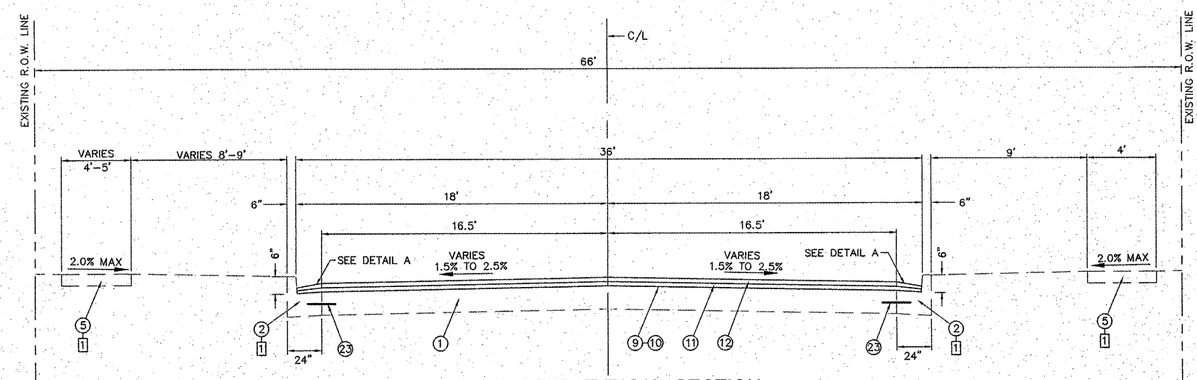

PROPOSED TYPICAL SECTION

MAIN ST.

STA. 15+23 TO STA. 20+99.18

TYPICAL SECTION NOTES

1. SEE PLANS FOR LOCATIONS TO BE REMOVED AND REPLACED.
2. TIE BARS THAT ARE PLACED IN CONCRETE SHALL BE 30" LONG AT 30" CENTERS. TIE BARS THAT ARE DRILLED AND GROUTED SHALL BE 24" LONG AT 24" CENTERS.

PAVING LEGEND

1. EXISTING P.C.C. PAVEMENT, 7 1/2"
2. EXISTING COMBINATION CONCRETE CURB AND GUTTER
3. EXISTING CONCRETE CURB (DOWELED)
4. EXISTING HOT-MIX ASPHALT SURFACE, 1 3/4"
5. EXISTING P.C.C. SIDEWALK, 4"
6. EXISTING P.C.C. PAVEMENT WIDENING, 9"
7. EXISTING P.C.C. PAVEMENT WIDENING, 8"
8. PROPOSED HMA SURFACE REMOVAL, 1-3/4"
9. PROPOSED BITUMINOUS MATERIALS (PRIME COAT)
10. PROPOSED AGGREGATE (PRIME COAT)
11. PROPOSED LEVELING BINDER (MACHINE METHOD) (1 1/2")
12. PROPOSED HMA SURFACE COURSE (1 1/2")
13. PROPOSED P.C.C. SIDEWALK, 4"
14. PROPOSED P.C.C. SURFACE REMOVAL - BUTT JOINT
15. PROPOSED AGGREGATE SURFACE COURSE, TYPE B (WEDGE)
16. PROPOSED HMA SURFACE REMOVAL - BUTT JOINT
17. PROPOSED H-E-S P.C.C. BASE COURSE WIDENING 8"
18. PROPOSED COMBINATION CONCRETE CURB AND GUTTER, TYPE B (SPECIAL)
19. PROPOSED SUBBASE GRANULAR MATERIAL, TYPE A 4"
20. PROPOSED 1/2" WIDE EXPANSION JOINT
21. PROPOSED INCIDENTAL HMA SURFACING (8")
22. PROPOSED CONCRETE CURB, TYPE B
23. No. 6 TIE BARS SEE NOTE 2

STRUCTURAL DESIGN DATA

MAIN STREET - PHASE 2

PAVEMENT DESIGN: MODIFIED AASHTO DESIGN FOR OVERLAYS ON EXISTING RIGID / COMPOSITE PAVEMENTS

CLASS OF ROAD: CLASS II

DESIGN PERIOD: 20 YEARS

TRAFFIC DATA: 2013 ADT=7,140
2023 ADT=7,890 (SDT)
2033 ADT=8,710

STRUCTURAL DESIGN TRAFFIC: PV (94%) = 7,417
SU (3%) = 237
MU (3%) = 237

TRAFFIC FACTOR: 1.68

IMMEDIATE BEARING: IBV = 10

STRUCTURAL NUMBER: SNc = 3.15

HMA OVERLAY THICKNESS REQUIRED: D_o = 3.0"

PROPOSED OVERLAY: HMA LEVELING BINDER = 1 1/2"
HMA SURFACE = 1 1/2"
TOTAL HMA 3"

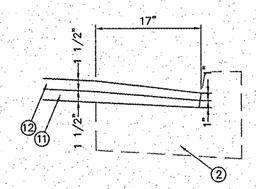

DETAIL A

MIX DESIGNS			
MIXTURE USE	SURFACE SBS	LEVEL BINDER SBS	INCIDENTAL
AC/PG	PG 76-22	PG 76-22	PG 64-22
MAX. RAP %	*	*	*
DESIGN AIR VOIDS	4% @ N_{DES} = 70	4% @ N_{DES} = 70	4% @ N_{DES} = 70
MIX COMPOSITION (GRADATION MIXTURE)	IL - 9.5 OR IL12.5	IL - 9.5	IL - 9.5 OR IL 12.5
FRICTION AGG	MIX D	MIX C	MIX D
* SEE SPECIAL PROVISIONS			

REVISIONS

SMS ENGINEERS
Sheppard, Morgan & Schwaab, Inc.
CONSULTING ENGINEERS AND LAND SURVEYORS
215 Market Street, P.O. Box E, Alton, IL 62002 618/462-9755 E-mail: mail@smsengineers.com
10 Central Industrial Drive, Granite City, IL 62040 618/877-5700 E-mail: mail@smsengineers.com
DESIGN FIRM # 184-000592

VILLAGE OF EAST ALTON, ILLINOIS
SECTION 08-00045-00-PV
MAIN ST. - PHASE 2
PROPOSED TYPICAL SECTIONS

DWG. NO.
EA MAIN ST. PHS 2 TYPICAL.DWG
REF. BK. - PG. -
JOB NO. 227832.1
DSN. BY: DEG
DWN. BY: CAD
CHK. BY: DEG
DATE: DEC., 2011

SCALE: NO SCALE