

04-27-2018 LETTING ITEM 105

STATE OF ILLINOIS
DEPARTMENT OF TRANSPORTATION

F.A.P. RTE.	SECTION	COUNTY	TOTAL SHEETS	SHEET NO.
821		WAYNE	6	I
ILLINOIS CONTRACT NO. 74814			D-97-001-18	

FOR INDEX OF SHEETS, SEE SHEET NO. 02

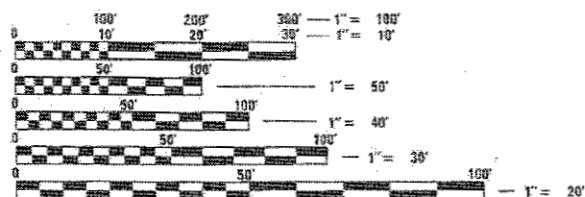
PROPOSED HIGHWAY PLANS

FAP ROUTE 821 (IL 15)
SECTION D7 HMA SAFETY SHLD 2018-2
PROJECT HSIP-50NU(970)
HMA SAFETY SHOULDERS
WAYNE COUNTY

C-97-002-18



BEGIN STATION: 954+68

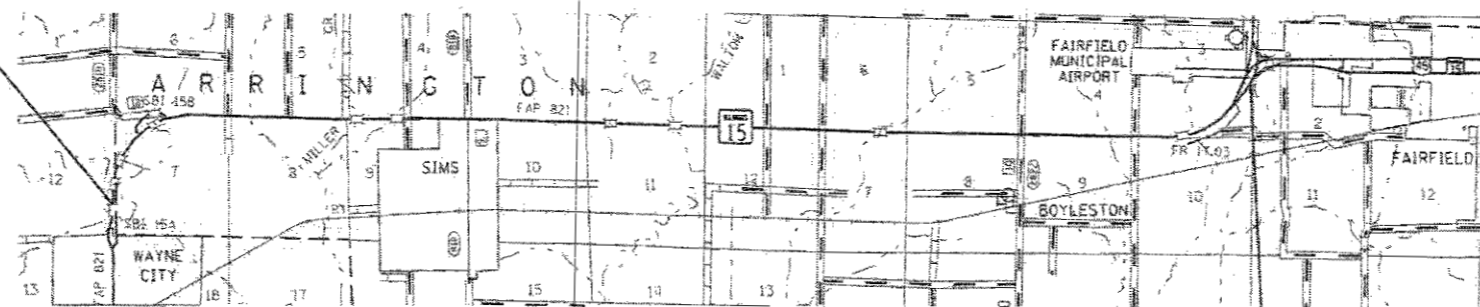


FULL SIZE PLANS HAVE BEEN PREPARED USING STANDARD ENGINEERING SCALES. REDUCED SIZED PLANS WILL NOT CONFORM TO STANDARD SCALES. IN MAKING MEASUREMENTS ON REDUCED PLANS, THE ABOVE SCALES MAY BE USED.

J.U.L.I.E.
JOINT UTILITY LOCATION INFORMATION FOR EXCAVATION
1-800-892-0123
OR 811

PROJECT ENGINEER DEBRA BARRETT
PROJECT MANAGER EDWIN TIPSWORD

CONTRACT NO. 74814



END STATION: 1514+85

GROSS LENGTH = 56,017 FT. = 10.61 MILE
NET LENGTH = 48,703 FT. = 9.22 MILE

STATE OF ILLINOIS
DEPARTMENT OF TRANSPORTATION

SUBMITTED January 24, 2018
Jeffery M. Southwick
REGIONAL ENGINEER

Mar 23, 2018
David P. [Signature]
ENGINEER OF DESIGN AND ENVIRONMENT

Mar 23, 2018
David P. [Signature]
DIRECTOR OF HIGHWAYS PROJECT IMPLEMENTATION

PRINTED BY THE AUTHORITY
OF THE STATE OF ILLINOIS

INDEX OF SHEETS

SHEET NO	TITLE
1	COVER SHEET
2	GENERAL NOTES, INDEX OF SHEETS
3	SUMMARY OF QUANTITIES
4	TYPICAL SECTIONS
5	LOCATION MAP
6	SCHEDULE OF QUANTITIES

THE FOLLOWING STANDARDS ARE A PART OF THESE PLANS AND ARE INCLUDED FOLLOWING THE LAST NUMBERED SHEET OF THE PLANS.

000001-06	STANDARD SYMBOLS, ABBREVIATIONS AND PATTERNS
001006	DECIMAL OF AN INCH AND OF A FOOT
642006	SHOULDER RUMBLE STRIP, 8"
701001-02	OFF-ROAD OPERATIONS, 2L, 2W, MORE THAN 15' AWAY
701006-05	OFF-ROAD OPERATIONS, 2L, 2W, 15' TO 24" FROM PAVEMENT EDGE
701011-04	OFF-ROAD MOVING OPERATIONS, 2L, 2W, DAY ONLY
701301-04	LANE CLOSURE, 2L, 2W, SHORT TIME OPERATIONS
701326-04	LANE CLOSURE, 2L, 2W, PAVEMENT WIDENING, FOR SPEEDS >= 45 MPH
701901-07	TRAFFIC CONTROL DEVICES

GENERAL NOTES

THIS SECTION SHALL BE CONSTRUCTED IN ACCORDANCE WITH THE PLANS, THE "STANDARD SPECIFICATIONS FOR ROAD AND BRIDGE CONSTRUCTION", ADOPTED APRIL 1, 2016; THE "SUPPLEMENTAL SPECIFICATIONS AND RECURRING SPECIAL PROVISIONS" INDICATED ON THE CHECK SHEET, AND THE SPECIAL PROVISIONS INCLUDED IN THE PROPOSAL.

THE WORK IN THIS SECTION CONSISTS OF PLACING HMA SAFETY SHOULDERS, AGGREGATE WEDGE SHOULDERS, RUMBLE STRIPS, AND ANY OTHER WORK NEEDED TO COMPLETE THIS SECTION.

THE CONTRACTOR SHALL PROVIDE INTERNET ACCESS TO THE HOT-MIX ASPHALT PLANT QUALITY CONTROL LAB SO THAT HOT-MIX ASPHALT PLANT REPORTS CAN BE E-MAILED TO THE DISTRICT HEADQUARTERS. THIS WORK SHALL BE INCLUDED IN THE COST OF HOT-MIX ASPHALT ITEMS.

ALL EXCESS MATERIAL FROM THE PAVED SHOULDER REMOVAL (SPECIAL) AND EXCAVATING AND GRADING EXISTING SHOULDERS SHALL BECOME THE PROPERTY OF I.D.O.T. AND SHALL BE HAULED TO AN I.D.O.T. STORAGE AREA. HAULING THE EXCESS MATERIAL SHALL NOT BE PAID FOR SEPARATELY BUT SHALL BE INCLUDED IN THE PRICES FOR PAVED SHOULDER REMOVAL (SPECIAL) AND EXCAVATING AND GRADING EXISTING SHOULDERS. THE STORAGE AREAS ARE AT THE FOLLOWING LOCATIONS: AN AREA NORTH OF WAYNE CITY AT THE JUNCTION OF IL 15 AND OLD IL 15, AN OLD REST AREA APPROXIMATELY 1/4 MILE WEST OF THE US 45/IL 15 JUNCTION WEST OF FAIRFIELD. THE MAINTENANCE FIELD ENGINEER, DAVE BUZZARD, SHALL BE CONTACTED AT 217-342-8274 ONE WEEK PRIOR TO DELIVERY OF THE EXCESS MATERIAL. CONTRACTOR SHALL PROVIDE EQUIPMENT TO PUCH STOCKPILED MATERIAL INTO A PILE.

HMA SHOULDERS SHALL BE OMITTED FROM LOCATIONS WHERE HMA SHOULDERS OF BASE COURSE WIDENING ALREADY EXISTS. HOWEVER, RUMBLE STRIPS SHALL BE CONSTRUCTED AT THESE LOCATIONS.

THE ENGINEER SHALL CHECK THE DEPTH AT EACH BOX CULVERT TO ENSURE 8" CLEARANCE. THE ENGINEER SHALL DETERMINE THE DEPTH TO MILL OR TO OMIT THE AREA COMPLETELY OF HMA SHOULDER.

OMIT RUMBLE STRIPS ON ALL SIDEROADS, PRIVATE, AND COMMERCIAL ENTRANCES AT RADIUS RETURNS. OMIT RUMBLE STRIPS AT MAILBOX TURNOUTS 60' BOTH SIDES OF THE MAILBOX OR AS DETERMINED BY THE ENGINEER. THESE OMISSIONS WILL NOT BE MEASURED FOR PAYMENT.

OMIT HOT-MIX ASPHALT SHOULDERS, 8" ON ALL HMA AND PCC SIDEROADS, AND HMA AND PCC ENTRANCES. FIELD ENTRANCES WITH HMA APRONS WILL NOT BE OMITTED FROM HOT-MIX ASPHALT SHOULDERS, 8".

MATERIAL FOR AGGREGATE WEDGE SHOULDER, TYPE B SHALL BE CRUSHED STONE, CRUSHED CONCRETE OR RAP.

THE FOLLOWING MIXTURE REQUIREMENTS ARE APPLICABLE TO THIS PROJECT:

APPLICATION	AC/PG	DESIGN AIR VOIDS	MIXTURE COMPOSITION	FRICTION AGGREGATE	TESTING PARAMETER
HMA SHOULDERS 8" (TOP 2" LIFT)	PG 64-22	4.0% @ N=70	IL - 9.5	MIXTURE C	QC/QA
HMA SHOULDERS 8" (BOTTOM 6" LIFT)	PG 64-22	4.0% @ N=70	IL - 19.0	N/A	QC/QA


**STATE OF ILLINOIS
DEPARTMENT OF TRANSPORTATION**

**INDEX OF SHEETS &
GENERAL NOTES**

F.A.P. RTE.	SECTION	COUNTY	TOTAL SHEETS	SHEET NO.
B21	*	WAYNE	6	2

* D7 HMA SAFETY SHLD 2018-2
ILLINOIS FED. AID PROJECT CONTRACT NO. 74814

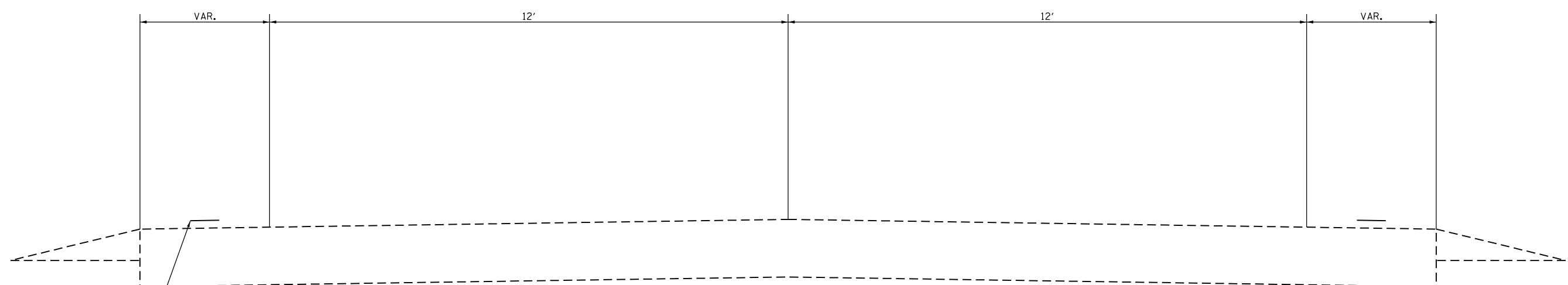
SCALE: SHEET OF SHEETS STA. TO STA.



EXCAVATING AND GRADING EXISTING SHOULDERS
 SHOULDER RUMBLE STRIPS, 8 INCH
 PAVED SHOULDER REMOVAL (SPECIAL)

STA. 954+68 TO STA. 970+66
 STA. 1026+71 TO STA. 1098+23
 STA. 1098+64 TO STA. 1116+80
 STA. 1121+75 TO STA. 1215+10
 STA. 1220+80 TO STA. 1242+10
 STA. 1251+40 TO STA. 1338+70
 STA. 1339+10 TO STA. 1363+50
 STA. 1380+91 TO STA. 1443+25
 STA. 1442+25 TO STA. 1467+45

AGGREGATE WEDGE SHOULDERS, TYPE B
 HOT-MIX ASPHALT SHOULDERS, 8"



SHOULDER RUMBLE STRIPS, 8 INCH

STA. 964+41 TO STA. 970+66
 STA. 973+19 TO STA. 985+86
 STA. 987+63 TO STA. 995+09
 STA. 996+96 TO STA. 1026+71
 STA. 1467+45 TO STA. 1514+85

MODEL: Default
 FILE NAME: P:\ILLINOIS\BIDDING\TEC\Illinois\pwr\pwr\DOT\Documents\DOT - Offices\Director 7\Projects\74814\CADDData\CAD\Sheet\74814-4-11-13.dgn

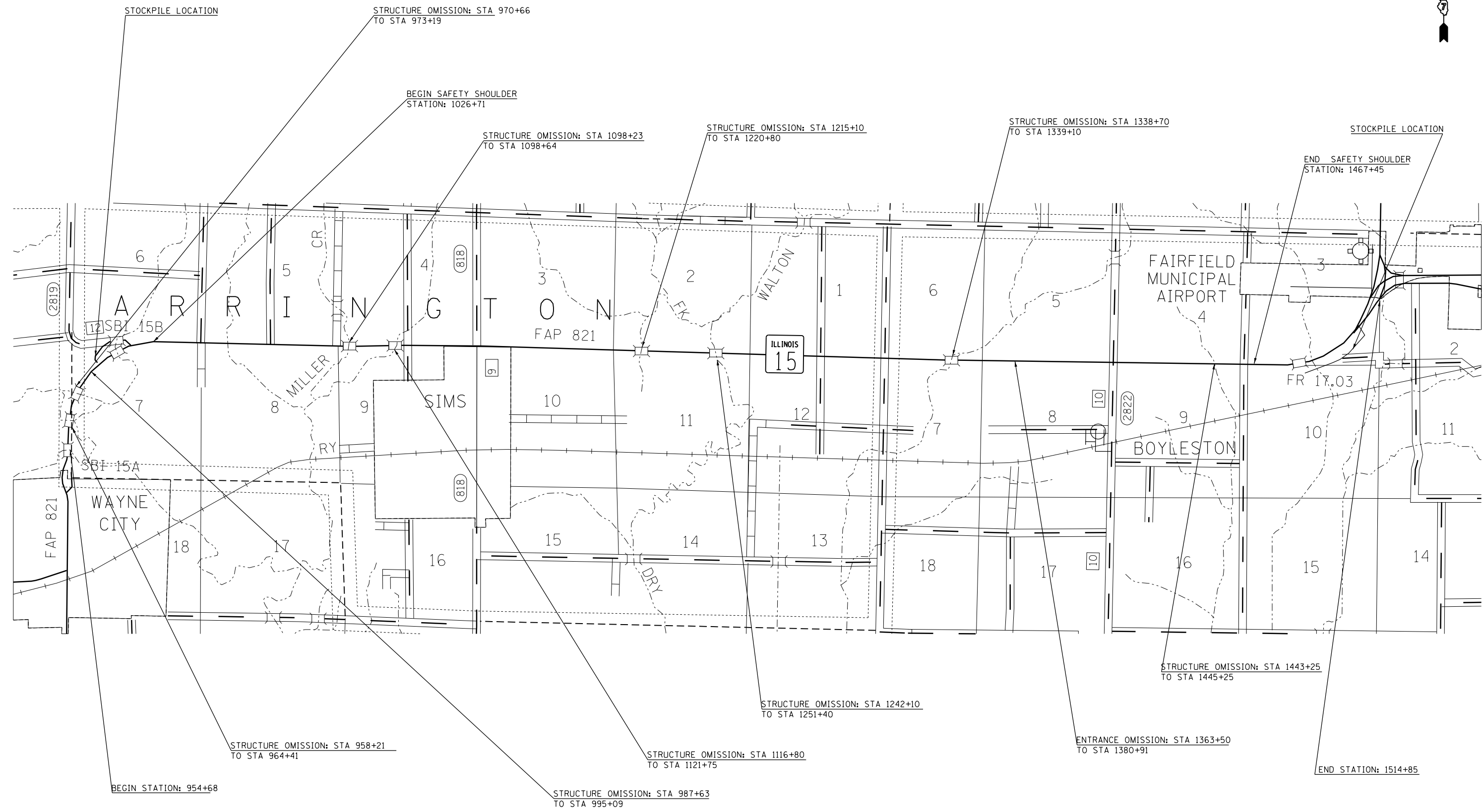
USER NAME = steffemk	DESIGNED -	REVISED -
	DRAWN -	REVISED -
PLOT SCALE = 100.0000 ' / in.	CHECKED -	REVISED -
PLOT DATE = 1/8/2018	DATE -	REVISED -

**STATE OF ILLINOIS
 DEPARTMENT OF TRANSPORTATION**

PROPOSED TYPICAL SECTIONS

SCALE: SHEET OF SHEETS STA. TO STA.

F.A.P. RTE.	SECTION	COUNTY	TOTAL SHEETS	SHEET NO.
821	*	WAYNE	6	4
* D7 HMA SAFETY SHLD 2018-2			CONTRACT NO. 74814	
ILLINOIS FED. AID PROJECT				



MODEL: Default
 FILE NAME: p:\u0008\B&E\BID\ITEC\Illinois\pwr\pwr\DOT\Documents\DOT_Offices\Drawings\7\Project\17181\1\CAD\Drawings\17181\1\pwr\plan.dgn

USER NAME = stefenmk	DESIGNED -	REVISED -
	DRAWN -	REVISED -
PLOT SCALE = 100.0000' / in.	CHECKED -	REVISED -
PLOT DATE = 1/8/2018	DATE -	REVISED -

STATE OF ILLINOIS
DEPARTMENT OF TRANSPORTATION

LOCATION MAP			
SCALE:	SHEET	OF	SHEETS
	STA.	TO	STA.

F.A.P. RTE.	SECTION	COUNTY	TOTAL SHEETS	SHEET NO.
821	*	WAYNE	6	5
* D7 HMA SAFETY SHLD 2018-2		CONTRACT NO. 74814		
ILLINOIS FED. AID PROJECT				

MODEL: Default
 FILE: \\mhc\p\1108\B&E\BID\ITC\Illinois\pov\p\DOT\Documents\1\DOT - Office\1\Sheet 7\Project\17181\1\CAD\DATA\CAD\Sheet\17181\1\Hot-Mix-Schedule.dgn

HOT-MIX ASPHALT SHOULDER SCHEDULE										
STATION	TO	STATION	LANE	LENGTH	WIDTH	EXCAVATING AND GRADING EXISTING SHOULDER	PAVED SHOULDER REMOVAL (SPECIAL)	HOT-MIX ASPHALT SHOULDERS, 8"	AGGREGATE WEDGE SHOULDER, TYPE B	SHOULDER RUMBLE STRIPS, 8 IN
						20200600 UNIT	X4404260 SQ YD	48203029 SQ YD	48102100 TONS	64200108 FOOT
954+68.00		958+21.00	LT	353	3	3.53	39	118	10.25	353
958+21.00		964+41.00	LT	620	3	STRUCTURE OMISSION				
964+41.00		970+66.00	LT	625	3					625
970+66.00		973+19.00	LT	253	3	STRUCTURE OMISSION				
973+19.00		985+86.00	LT	1267	3					1267
985+86.00		987+63.00	LT	177	3	STRUCTURE OMISSION				
987+63.00		995+09.00	LT	746	3					746
995+09.00		996+96.00	LT	187	3	STRUCTURE OMISSION				
996+96.00		1026+71.00	LT	2975	3					2869
1026+71.00		1098+23.00	LT	7152	3	69.09	768	2303	196.8	6909
1098+23.00		1098+64.00	LT	41	3	STRUCTURE OMISSION				
1098+64.00		1116+80.00	LT	1816	3	17.14	190	571	49.2	1714
1116+80.00		1121+75.00	LT	495	3	STRUCTURE OMISSION				
1121+75.00		1215+10.00	LT	9335	3	87.27	970	2909	248.05	8727
1215+10.00		1220+80.00	LT	570	3	STRUCTURE OMISSION				
1220+80.00		1242+10.00	LT	2130	3	21.3	237	710	61.5	2130
1242+10.00		1251+40.00	LT	930	3	STRUCTURE OMISSION				
1251+40.00		1338+70.00	LT	8730	3	84.36	937	2812	239.85	8436
1338+70.00		1339+10.00	LT	40	3	STRUCTURE OMISSION				
1339+10.00		1363+50.00	LT	2440	3	24.4	271	813	69.7	2440
1363+50.00		1380+91.00	LT	1741	3	STRUCTURE OMISSION				
1380+91.00		1443+25.00	LT	6234	3	57.16	635	1905	161.95	5716
1443+25.00		1445+25.00	LT	200	3	STRUCTURE OMISSION				
1445+25.00		1467+45.00	LT	2220	3	21.57	240	719	61.5	2157
1467+45.00		1514+85.00	LT	4614	3					4614

954+68.00		958+21.00	RT	353	3	3.53	39	118	10.25	353
958+21.00		964+41.00	RT	620	3	STRUCTURE OMISSION				
964+41.00		970+66.00	RT	625	3					625
970+66.00		973+19.00	RT	253	3	STRUCTURE OMISSION				
973+19.00		985+86.00	RT	1267	3					1267
985+86.00		987+63.00	RT	177	3	STRUCTURE OMISSION				
987+63.00		995+09.00	RT	746	3					746
995+09.00		996+96.00	RT	187	3	STRUCTURE OMISSION				
996+96.00		1026+71.00	RT	2975	3					2869
1026+71.00		1098+23.00	RT	7152	3	70.31	781	2344	200.9	7031
1098+23.00		1098+64.00	RT	41	3	STRUCTURE OMISSION				
1098+64.00		1116+80.00	RT	1816	3	17.78	198	593	51.25	1778
1116+80.00		1121+75.00	RT	495	3	STRUCTURE OMISSION				
1121+75.00		1215+10.00	RT	9335	3	87.73	975	2924	250.1	8773
1215+10.00		1220+80.00	RT	570	3	STRUCTURE OMISSION				
1220+80.00		1242+10.00	RT	2130	3	21.3	237	710	61.5	2130
1242+10.00		1251+40.00	RT	930	3	STRUCTURE OMISSION				
1251+40.00		1338+70.00	RT	8730	3	84.64	940	2821	241.9	8464
1338+70.00		1339+10.00	RT	40	3	STRUCTURE OMISSION				
1339+10.00		1363+50.00	RT	2440	3	24.02	267	801	67.65	2402
1363+50.00		1380+91.00	RT	1741	3	STRUCTURE OMISSION				
1380+91.00		1443+25.00	RT	6234	3	57.33	637	1911	164	5733
1443+25.00		1445+25.00	RT	200	3	STRUCTURE OMISSION				
1445+25.00		1467+45.00	RT	2220	3	20.72	230	691	59.45	2072
1467+45.00		1514+85.00	RT	4614	3					4614
TOTAL						773	8591	25773	2206	97560

USER NAME = steffemk	DESIGNED -	REVISED -
	DRAWN -	REVISED -
PLOT SCALE = 100.0000' / in.	CHECKED -	REVISED -
PLOT DATE = 1/8/2018	DATE -	REVISED -

**STATE OF ILLINOIS
 DEPARTMENT OF TRANSPORTATION**

SCHEDULE OF QUANTITIES

SCALE: SHEET OF SHEETS STA. TO STA.

F.A.P. RTE.	SECTION	COUNTY	TOTAL SHEETS	SHEET NO.
821	*	WAYNE	6	6
* D7 HMA SAFETY SHLD 2018-2			CONTRACT NO. 74814	
ILLINOIS FED. AID PROJECT				