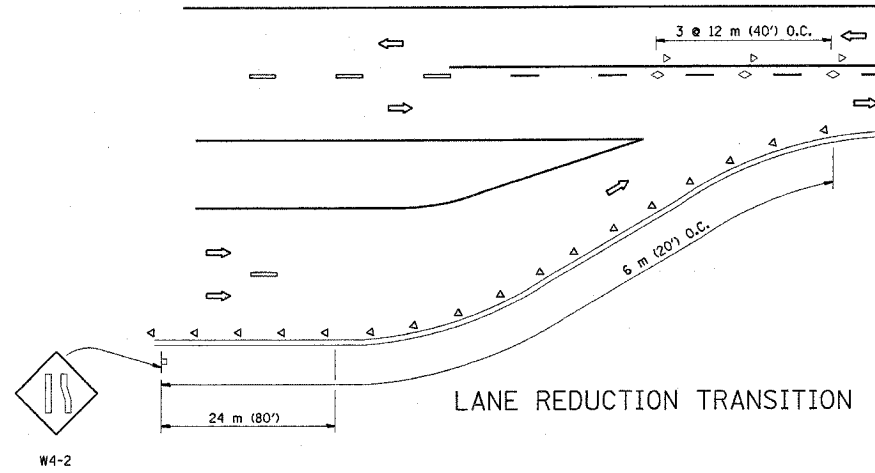
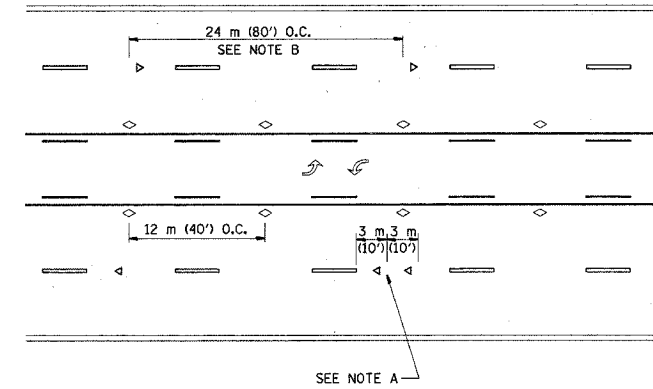


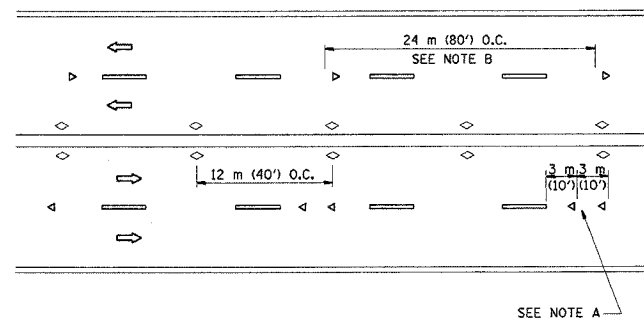
TWO-LANE/TWO-WAY



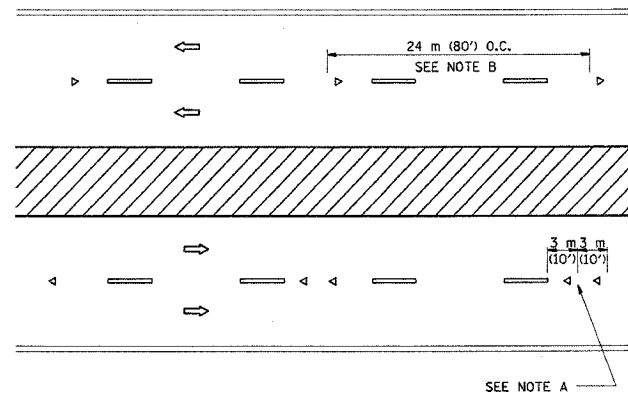
LANE REDUCTION TRANSITION



TWO-WAY LEFT TURN



MULTI-LANE/UNDIVIDED



MULTI-LANE/DIVIDED

GENERAL NOTES

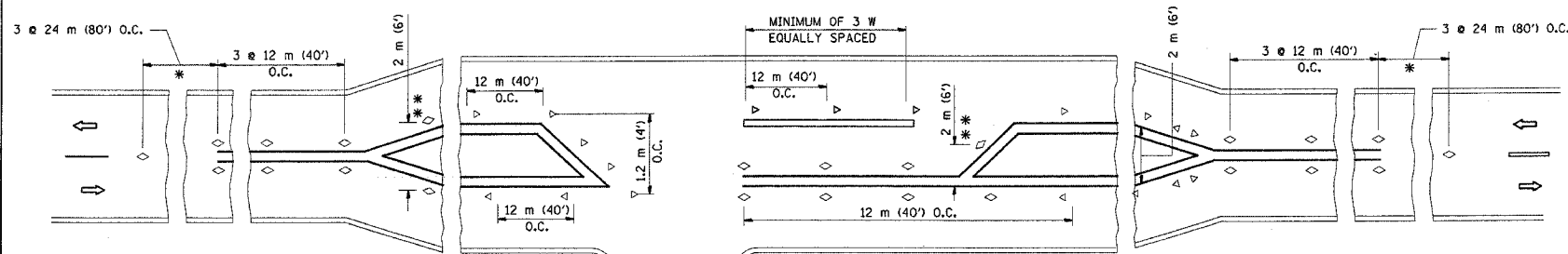
1. MARKERS USED WITH DASHED LINES SHALL BE CENTERED IN THE GAP BETWEEN SEGMENTS.
2. MARKERS USED ADJACENT TO SOLID LINES SHALL BE OFFSET 50 TO 75 (2 TO 3) TOWARD TRAFFIC AS SHOWN.
3. MARKERS THROUGH TANGENTS LESS THAN 150 m (500') IN LENGTH BETWEEN CURVES SHALL BE INSTALLED AT THE LESSER OF THE TWO CURVE SPACINGS.

SYMBOLS

- YELLOW STRIPE
- WHITE STRIPE
- ◁ ONE-WAY AMBER MARKER
- ◁ ONE-WAY CRYSTAL MARKER (W/O)
- ◊ TWO-WAY AMBER MARKER

LANE MARKER NOTES

- A. USE DOUBLE LANE LINE MARKERS SPACED AS SHOWN.
- B. REDUCE TO 12 m (40') O.C. ON CURVES WHERE ADVISORY SPEEDS ARE 20 km/h (10 M.P.H.) LOWER THAN POSTED SPEEDS.



- * SEE TWO-LANE/TWO-WAY WHERE MARKERS CONTINUE
- ** WHERE THE MEDIAN WIDTH IS 2 m (6') OR LESS USE TWO-WAY MARKERS.

LEFT TURN

All dimensions are in millimeters (inches) unless otherwise shown.

ILLINOIS DEPARTMENT OF TRANSPORTATION
TYPICAL APPLICATIONS
RAISED REFLECTIVE PAVEMENT MARKERS
(SNOW-PLOW RESISTANT)

REVISIONS	
NAME	DATE
T. RAMMACHER	09-19-94
T. RAMMACHER	03-12-99
T. RAMMACHER	01-06-00

SCALE: NONE
DATE: 2/10/2006
DRAWN BY CADD
CHECKED BY TC-11